



CITY of CLOVIS

AGENDA • JOINT MEETING OF THE CLOVIS CITY COUNCIL AND CLOVIS PLANNING COMMISSION

Council Chamber, 1033 Fifth Street, Clovis, CA 93612 (559) 324-2060
www.cityofclovis.com

February 6, 2023

6:00 PM

Council Chamber

In compliance with the Americans with Disabilities Act, if you need special assistance to access the City Council Chamber to participate at this meeting, please contact the City Clerk or General Services Director at (559) 324-2060 (TTY – 711). Notification 48 hours prior to the meeting will enable the City to make reasonable arrangements to ensure accessibility to the Council Chamber.

The Clovis City Council meetings are open to the public at the physical address listed above. There are numerous ways to participate in the City Council meetings: you are able to attend in person; you may submit written comments as described below; you may participate by calling in by phone (see “Verbal Comments” below); and you may view the meeting which is webcast and accessed at www.cityofclovis.com/agendas.

Written Comments

- Members of the public are encouraged to submit written comments at: www.cityofclovis.com/agendas at least two (2) hours before the meeting (4:00 p.m.). You will be prompted to provide:

- Council Meeting Date
- Item Number
- Name
- Email
- Comment



- Please submit a separate form for each item you are commenting on.
- A copy of your written comment will be provided to the City Council noting the item number. If you wish to make a verbal comment, please see instructions below.
- Please be aware that any written comments received that do not specify a particular agenda item will be marked for the general public comment portion of the agenda.
- If a written comment is received after 4:00 p.m. on the day of the meeting, efforts will be made to provide the comment to the City Council during the meeting. However, staff cannot guarantee that written comments received after 4:00 p.m. will be provided to City Council during the meeting. All written comments received prior to the end of the meeting will be made part of the record of proceedings.

Verbal Comments

- If you wish to speak to the Council on an item by telephone, you should contact the City Clerk at (559) 324-2060 no later than 4:00 p.m. the day of the meeting.
- You will be asked to provide your name, phone number, and your email. You will be emailed instructions to log into Webex to participate in the meeting. Staff recommends participants log into the Webex at 5:30 p.m. the day of the meeting to perform an audio and mic check.
- All callers will be placed on mute, and at the appropriate time for your comment your microphone will be unmuted.
- In order for everyone to be heard, please limit your comments to 5 minutes or less, or 10 minutes per topic

Webex Participation

- Reasonable efforts will be made to allow written and verbal comment from a participant communicating with the host of the virtual meeting. To do so, a participant will need to chat with the host and request to make a written or verbal comment. The host will make reasonable efforts to make written and verbal comments available to the City Council. Due to the new untested format of these meetings, the City cannot guarantee that these written and verbal comments initiated via chat will occur. Participants wanting to make a verbal comment via call will need to ensure that they accessed the WebEx meeting with audio and microphone transmission capabilities.

CALL TO ORDER

FLAG SALUTE - Councilmember Bessinger

ROLL CALL

PUBLIC COMMENTS - This is an opportunity for the members of the public to address the City Council on any matter within the City Council's jurisdiction that is not listed on the Agenda. In order for everyone to be heard, please limit your comments to 5 minutes or less, or 10 minutes per topic. Anyone wishing to be placed on the Agenda for a specific topic should contact the City Manager's office and submit correspondence at least 10 days before the desired date of appearance.

ORDINANCES AND RESOLUTIONS - With respect to the approval of resolutions and ordinances, the reading of the title shall be deemed a motion to waive a reading of the complete resolution or ordinance and unless there is a request by a Councilmember that the resolution or ordinance be read in full, further reading of the resolution or ordinance shall be deemed waived by unanimous consent of the Council.

CONSENT CALENDAR - Items considered routine in nature are to be placed upon the Consent Calendar. They will all be considered and voted upon in one vote as one item unless a Councilmember requests individual consideration. A Councilmember's vote in favor of the Consent Calendar is considered and recorded as a separate affirmative vote in favor of each action listed. Motions in favor of adoption of the Consent Calendar are deemed to include a motion to waive the reading of any ordinance or resolution on the Consent Calendar. For adoption of

ordinances, only those that have received a unanimous vote upon introduction are considered Consent items.

1. Administration - Approval - Minutes from the January 17, 2023, Council Meeting.
2. Administration - Approval – 2023 Miscellaneous Street Closure Requests.
3. Administration - Approval – Res. 23-____, Approving an application to the California State Department of Housing and Community Development for \$5 million dollars in funding under the CalHome Program; and Authorizing the City Manager, or designee, to sign the application, execute the Standard Agreement, any Amendments, and any related documents thereto, if selected for funding, as may be necessary to participate in the CalHome Program as identified in the 2022 Homeownership Super NOFA (HOSN) dated January 6, 2023.
4. Administration - Receive and File – Economic Development Corporation Serving Fresno County Quarterly Report, October - December 2022.
5. Finance – Receive and File – Investment Report for the Month of September 2022.
6. Finance – Receive and File – Treasurer’s Report for the Month of September 2022.
7. Finance – Receive and File – Status Report of Development Fee Funds for the fiscal year ended June 30, 2022.
8. General Services – Approval – Res. 23-____, Amending the City’s Classification and Compensation Plans by Revising the Sanitation Operator Classification with a Salary Range of \$4,692 to \$5,704 per month and Revising the Senior Sanitation Operator Classification.
9. Planning and Development Services – Approval – Final Acceptance for CIP 18-15, Villa Avenue Reconstruction, Barstow Avenue to Shaw Avenue.
10. Planning and Development Services – Approval – Final Acceptance for CIP 19-08, Traffic Signal Pedestrian Modifications.
11. Planning and Development Services – Approval – Bid Award for CIP 22-06 Test Hole at Reservoir T-10 Site; and Authorize the City Manager to execute the contract on behalf of the City with Strickland Enterprises, Inc. (doing business as Strickland Drilling) in the amount of \$178,023.21.
12. Planning and Development Services – Approval – Final Acceptance for CIP 21-03, Villa Avenue Street Improvements.

ADJOURN TO THE JOINT MEETING WITH THE CLOVIS PLANNING COMMISSION

13. Receive and File – Planning and Development Services Department Overview.

Staff: Renee Mathis, Planning and Development Services Director
Recommendation: Receive and File

14. Consider – Discuss and provide feedback on community priorities as they relate to the Clovis General Plan and the potential initiation of a general plan update.

Staff: David Merchen, City Planner
Recommendation: Consider

CITY MANAGER COMMENTS

COUNCIL / COMMISSION COMMENTS

ADJOURN TO THE CLOVIS CITY COUNCIL MEETING

CLOSED SESSION - A “closed door” (not public) City Council meeting, allowed by State law, for consideration of pending legal matters and certain matters related to personnel and real estate transactions.

15. Government Code Section 54956.9(d)(2)
CONFERENCE WITH LEGAL COUNSEL - ANTICIPATED LITIGATION
Significant Exposure to Litigation
Three potential cases based on claims received for the Sunnyside Avenue water main break and property flooding incident on January 3, 2022.

ADJOURNMENT

FUTURE MEETINGS

Regular City Council Meetings are held at 6:00 P.M. in the Council Chamber. The following are future meeting dates:

Feb. 13, 2023 (Mon.)
Feb. 21, 2023 (Tue.)
Mar. 6, 2023 (Mon.)
Mar. 13, 2023 (Mon.)
Mar. 20, 2023 (Mon.) (Joint Meeting with Planning Commission)

Regular Planning Commission Meetings are held at 6:00 P.M. in the Council Chamber. The following are future meeting dates:

Feb. 23, 2023 (Thurs.)
Mar. 23, 2023 (Thurs.)
Apr. 27, 2023 (Thurs.)

CLOVIS CITY COUNCIL MEETING

January 17, 2023

6:00 P.M.

Council Chamber

Meeting called to order by Mayor Ashbeck at 6:01
Flag Salute led by Councilmember Basgall

Roll Call: Present: Councilmembers Basgall, Bessinger, Mouanoutoua, Pearce
Mayor Ashbeck

PUBLIC COMMENTS – 6:02

Larry Salinas, Clovis Community College Executive Director, introduced the new President of Clovis Community College, Kim Armstrong.

Kim Armstrong, Clovis Community College President, introduced herself and shared her goals with the Council.

Charles Brough, resident, shared complaints regarding crosswalks and traffic signage.

Cheryl Medrano, resident, commented on the water main break and property flooding incident on January 3, 2022.

James Borunda Jr., resident, commented on the water main break and property flooding incident on January 3, 2022.

James Borunda Sr., resident, commented on the water main break and property flooding incident on January 3, 2022.

Sherri Persons, resident, commented on the water main break and property flooding incident on January 3, 2022.

James Raina, Fresno resident, alleged that unknown drugs were slipped into his drink in a Fresno restaurant and shared that he is looking to move to Clovis.

CONSENT CALENDAR – 6:43

Motion by Councilmember Bessinger, seconded by Councilmember Basgall, that the items on the Consent Calendar be approved. Motion carried by unanimous vote.

1. Administration - Approved - Minutes from the January 9, 2023, Council Meeting.
2. Finance – Received and Filed – Annual Special Tax Accountability Report for the City’s Community Facilities District No. 2020-1.

3. General Services – Approved – Final Acceptance for Public Safety Water Damage Repairs.
4. Planning and Development Services – Approved – Final Acceptance for CIP 21-10, Fowler Ave Street Improvements.
5. Public Utilities – Approved – Waive Formal Bidding Requirements and Authorize the Purchase of a Caterpillar Excavator from Quinn Company Using Sourcewell Cooperative Purchasing Contract for \$133,472.88.

PUBLIC HEARINGS – 6:44

6:44 – ITEM 6 - APPROVED - **RES. 23-02**, CUP2022-005 APPEAL. CONSIDERATION OF A RESOLUTION DENYING A REQUEST BY GEORGE BEAL TO OVERTURN THE PLANNING COMMISSION'S APPROVAL OF CUP2022-005, WHICH ALLOWS A 24-HOUR CONVENIENCE STORE AND THE SALE OF LIQUOR AND ALCOHOLIC BEVERAGES FOR OFF-SITE CONSUMPTION ON PROPERTY LOCATED ON THE NORTHEAST CORNER OF N. TEMPERANCE AVENUE & OWENS MOUNTAIN PARKWAY; AND CONSIDER FINDING OF CLASS 32 NOTICE OF EXEMPTION UNDER THE CALIFORNIA ENVIRONMENTAL QUALITY ACT. DAVE VIRK, LLC, OWNER/APPLICANT; BOTTOM LINE GROUP LLC – SETH RAMIREZ, OWNER'S REPRESENTATIVE; GEORGE BEAL – BEAL DEVELOPMENTS LLC; APPLICANT OF APPEAL. (CONTINUED FROM THE DECEMBER 19, 2022, AND JANUARY 9, 2023, CITY COUNCIL MEETINGS.)

Orlando Ramirez, Owner/Applicant representative, spoke in support of allowing for a 24-hour convenience store and the sale of liquor and alcohol beverages for off-site consumption.

George Beal, Appellant, spoke in opposition of allowing for a 24-hour convenience store.

Motion to approve Resolution 23-02, denying the appeal and approving Conditional Use Permit 2022-005 to allow a 24-hour convenience store, a QSR drive through use within the Sunrise Pavilion planned commercial center, modifying the conditions of approval to deny the sale of liquor and alcoholic beverages for offsite consumption, and finding the project is exempt from CEQA pursuant to a Class 32 categorical exemption. Motion by Councilmember Mouanoutoua, seconded by Councilmember Bessinger. Motion carried 4-1, with Mayor Ashbeck voting no.

ADMINISTRATIVE ITEMS – 7:38

7:38 – ITEM 7 - CONSIDER – UPDATE AND REQUEST FOR DIRECTION REGARDING A POTENTIAL AMENDMENT TO PARKING STANDARDS FOR HOTELS AND RELATED USES.

Randeep Dhillon, Axis Hotel Group representative, spoke in support of changing the hotel parking ratio from 1.2:1 to 1:1 (parking space per hotel room).

It was the consensus of the City Council to keep the parking standard of 1.2 parking spaces to 1 hotel room and allow staff the flexibility to change the ratio based upon the project's needs through the Conditional Use Permit process. The Council requested that staff develop guidelines or a formula to use when reviewing a developer request to use a ratio other than the current 1.2 parking spaces to 1 hotel room standard.

8:16 – ITEM 8 – RECEIVED AND FILED – FIRE DEPARTMENT UPDATE.

8:48 – ITEM 9 - APPROVED - **RES. 23-03**, APPROVING THE DIRECTOR OF EMERGENCY SERVICES' REQUEST FOR THE CITY COUNCIL TO DECLARE A LOCAL EMERGENCY DUE TO THE IMPACTS OF SEVERE WINTER STORMS AND FLOODING.

Motion for approval by Councilmember Pearce, seconded by Councilmember Bessinger.
Motion carried by unanimous vote.

CITY MANAGER COMMENTS – 8:58

COUNCIL COMMENTS – 9:00

CLOSED SESSION – 9:05

ITEM 10 - GOVERNMENT CODE SECTION 54956.9(D)(2) CONFERENCE WITH LEGAL COUNSEL - ANTICIPATED LITIGATION SIGNIFICANT EXPOSURE TO LITIGATION THREE POTENTIAL CASES BASED ON CLAIMS RECEIVED FOR THE SUNNYSIDE AVENUE WATER MAIN BREAK AND PROPERTY FLOODING INCIDENT ON JANUARY 3, 2022.

No action was taken by the City Council during the closed session.

Mayor Ashbeck adjourned the meeting of the Council to Feb. 6, 2023

Meeting adjourned: 10.37 p.m.

Mayor

City Clerk



CITY *of* CLOVIS

REPORT TO THE CITY COUNCIL

TO: Mayor and City Council

FROM: Administration

DATE: February 6, 2023

SUBJECT: Administration - Approval – 2023 Miscellaneous Street Closure Requests.

ATTACHMENTS: 1. Matrix of Miscellaneous Events
2. Letter to Neighbors

CONFLICT OF INTEREST

Councilmembers should consider recusal if a campaign contribution exceeding \$250 has been received from the project proponent (developer, applicant, agent, and/or participants) since January 1, 2023 (Government Code 84308).

RECOMMENDATION

That the City Council approve the requests from Clovis Senior Activities Center and Fresno Street Eats for street closures in the City of Clovis for the calendar year 2023 to hold special events.

EXECUTIVE SUMMARY

Staff requests street closure simultaneously, and in advance, to allow for proper event planning. Since the events in this request are not routine in nature, or their routine model has changed, they were not included in the list of requested street closures presented to City Council on January 9, 2023.

BACKGROUND

Attached is a matrix of proposed events (Attachment 1), sponsored by Clovis Senior Activities Center and Fresno Street Eats for closure of streets in Clovis during the calendar year 2023. Each activity has a unique street closure request. The boundaries and time of street closure has been reviewed by staff member from each department.

On January 20, 2023, a letter was sent to neighboring residents, business operators, and property owners (Attachment 2), soliciting comments/concerns regarding the subject street closure requests. Staff has received no comments or concerns on these events.

FISCAL IMPACT

The City of Clovis is positively impacted by the proposed events. Local businesses benefit from large numbers of people visiting their neighborhood and the City of Clovis benefits from the increased tax revenue.

The promoters of each of these events will bear the cost of additional City services and any other additional services.

REASON FOR RECOMMENDATION

In previous years, more than 300,000 people have attended the various events held in Clovis annually, many of whom have returned to Clovis to patronize local businesses. In the past, Clovis Senior Activities Center and Fresno Street Eats requested street closures to hold events in Clovis on an individual basis, prior to the event. There have been several occasions where the requests were not processed in time to allow for proper planning from the City's perspective. Therefore, staff is requesting street closure simultaneously for all the special events to ensure adequate time for event planning.

ACTIONS FOLLOWING APPROVAL

1. Staff will notify Clovis Senior Activities Center and Fresno Street Eats of Council's decision.
2. Staff will work with Clovis Senior Activities Center and Fresno Street Eats to ensure that the sponsors provide security and cleanup of the events on an individual basis.

Prepared by: Shawn Miller, Business Development Manager

Reviewed by: City Manager *AM*

**2023 CITY OF CLOVIS SPECIAL EVENTS
REQUEST FOR STREET CLOSURES**

AGENDA ITEM NO. 2.

DATE	TIME	EVENT	SPONSOR	STREETS
March 11 (Saturday)	6 AM to 12 PM	Trail Fest	CSAC	Veterans Pkwy (3 rd to 5 th)
March 11 (Saturday)	9 AM to 11 PM	Crow & Wolf Anniversary	Fresno Street Eats	Park Creek Drive (DeWitt to Pollasky)
March 17 (Friday)	2 PM to Midnight	Clovis Street Fair	Fresno Street Eats	Park Creek Drive (DeWitt to Pollasky)
April 21 (Friday)	2 PM to Midnight	Clovis Street Fair	Fresno Street Eats	Park Creek Drive (DeWitt to Pollasky)
May 19 (Friday)	2 PM to Midnight	Clovis Street Fair	Fresno Street Eats	Park Creek Drive (DeWitt to Pollasky)
May 27 (Saturday)	6 AM to 12:00 PM	Memorial 5K Run	CSAC	3 rd (Clovis to Veterans Pkwy); Veterans Pkwy (3 rd to 4 th); 4 th (Veterans Pkwy to Elm)
June 3 (Saturday)	9 AM to 11 PM	BBQ Fest	Fresno Street Eats	Park Creek Drive (DeWitt to Pollasky)
June 16 (Friday)	2 PM to Midnight	Clovis Street Fair	Fresno Street Eats	Park Creek Drive (DeWitt to Pollasky)
July 21 (Friday)	2 PM to Midnight	Clovis Street Fair	Fresno Street Eats	Park Creek Drive (DeWitt to Pollasky)
August 18 (Friday)	2 PM to Midnight	Clovis Street Fair	Fresno Street Eats	Park Creek Drive (DeWitt to Pollasky)
September 22 (Friday)	2 PM to Midnight	Clovis Street Fair	Fresno Street Eats	Park Creek Drive (DeWitt to Pollasky)
September 30 (Saturday)	9 AM to 11 PM	Oktoberfest	Fresno Street Eats	Park Creek Drive (DeWitt to Pollasky)
October 20 (Friday)	2 PM to Midnight	Clovis Street Fair	Fresno Street Eats	Park Creek Drive (DeWitt to Pollasky)
November 17 (Friday)	2 PM to Midnight	Clovis Street Fair	Fresno Street Eats	Park Creek Drive (DeWitt to Pollasky)
December 9 (Saturday)	9 AM to 11 PM	Holiday Event	Fresno Street Eats	Park Creek Drive (DeWitt to Pollasky)



CITY *of* CLOVIS

1033 FIFTH STREET • CLOVIS, CA 93612

January 20, 2023

Subject: Request for Street Closures

Dear Clovis Business Owner, Resident and/or Property Owner:

Attached is a list of requested street closures for special events during calendar year 2023. The Clovis City Council will consider these requests on February 6, 2023.

Please review and forward any concerns, in writing, to my attention by Wednesday, February 1, 2023.

If you have any questions or need further information, please feel free to contact me at 324-2083, or by email at shawnm@cityofclovis.com.

Sincerely,

Shawn A. Miller, Business Development Manager
City of Clovis



CITY *of* CLOVIS

REPORT TO THE CITY COUNCIL

TO: Mayor and City Council

FROM: Administration

DATE: February 6, 2023

SUBJECT: Administration - Approval – Res. 23-____, Approving an application to the California State Department of Housing and Community Development for \$5 million dollars in funding under the CalHome Program; and Authorizing the City Manager, or designee, to sign the application, execute the Standard Agreement, any Amendments, and any related documents thereto, if selected for funding, as may be necessary to participate in the CalHome Program as identified in the 2022 Homeownership Super NOFA (HOSN) dated January 6, 2023.

ATTACHMENTS: 1. Resolution

CONFLICT OF INTEREST

Councilmembers should consider recusal if a campaign contribution exceeding \$250 has been received from the project proponent (developer, applicant, agent, and/or participants) since January 1, 2023 (Government Code 84308).

RECOMMENDATION

For the City Council to authorize the submission of an application to the California State Department of Housing and Community Development (HCD) for funding under the CalHome Program; and authorizing the City Manager, or his designee, to execute the Standard Agreement if selected for funding, any Amendments thereto, and any related documents necessary to participate in the CalHome Program.

EXECUTIVE SUMMARY

On January 6, 2023, California HCD released a Notice of Funding Availability (NOFA) for the CalHome Program. Staff is seeking authorization to submit an application in the amount of \$5,000,000.

BACKGROUND

The City of Clovis has continuously sought grant funding to provide for critical programs and improvements in the community. Staff received a NOFA from California HCD regarding the CalHome program and is seeking authorization to submit an application in the amount of \$5,000,000 to fund an owner-occupied rehabilitation loan program, a mobile home replacement loan program, and a mortgage assistance program. Staff will target assistance, if awarded, as follows:

Owner-Occupied Rehabilitation Assistance - \$3,500,000 to be used to provide rehabilitation loans to owner-occupied, low-income households in the City of Clovis; also, to be used to provide loans to low-income households to replace severely dilapidated mobile homes located in the City of Clovis. Staff anticipates providing assistance to approximately 30 homeowners.

Mortgage Assistance with Substantial Rehabilitation - \$1,500,000 to be used to provide financial assistance to low-income first-time homebuyers to acquire, or acquire and rehabilitate a home located in the City of Clovis. Staff anticipates providing assistance to approximately 10 homebuyers.

FISCAL IMPACT

There would be no impact to the City's General Fund, and the program would provide funding for affordable housing projects in the City of Clovis. If the application is funded by California HCD, a budget amendment in the amount of the grant award would be submitted for Council approval.

REASON FOR RECOMMENDATION

California HCD requires City Council approval before an application can be submitted under the CalHome program.

ACTIONS FOLLOWING APPROVAL

Staff will prepare and submit the CalHome grant application to California HCD before the application due date of February 28, 2023.

Prepared by: Claudia Cazares, Management Analyst

Reviewed by: City Manager *AA*

RESOLUTION 23-____

**RESOLUTION OF THE CITY COUNCIL OF THE CITY OF CLOVIS
 APPROVING AN APPLICATION TO THE CALIFORNIA STATE DEPARTMENT OF
 HOUSING AND COMMUNITY DEVELOPMENT FOR FUNDING UNDER THE CALHOME
 PROGRAM; AND AUTHORIZING THE CITY MANAGER, OR DESIGNEE, TO SIGN THE
 APPLICATION, EXECUTE THE STANDARD AGREEMENT, ANY AMENDMENTS, AND
 ANY RELATED DOCUMENTS, THERETO, IF SELECTED FOR FUNDING, AS MAY BE
 NECESSARY TO PARTICIPATE IN THE CALHOME PROGRAM AS IDENTIFIED IN THE
 2022 HOMEOWNERSHIP SUPER NOFA (HOSN) DATED JANUARY 6, 2023**

WHEREAS, the California Department of Housing and Community Development (hereinafter referred to as "HCD") has issued a Notice of Funding Availability ("NOFA") on January 6, 2023, for the CalHome Program established by the Affordable Housing Bond Act Trust Fund of 2018 implemented and interpreted by Chapter 6 (commencing with Section 50650) of Part 2 of Division 31, of the California Health and Safety Code and Chapter 2 (commencing with Section 54006) of Part 16 of Division 31, of the California Health and Safety Code (the "statute"). Pursuant to the statute, HCD is authorized to approve funding allocations utilizing monies made available by the State Legislature to the CalHome Program as implemented by CalHome Program Final Guidelines adopted by HCD on December 30, 2022; and

WHEREAS, the City of Clovis wishes to submit an application to HCD for an allocation of CalHome funds in the amount of \$5,000,000.

NOW, THEREFORE, BE IT RESOLVED, that the City of Clovis has reviewed and hereby approves the submission to the State of California of an application in the aggregate amount of \$5,000,000, for the following HOSN activities pursuant to the 2022 HOSN Notice of Funding Availability:

Owner-Occupied Rehabilitation Assistance - \$3,500,000 to be used to provide rehabilitation loans to owner-occupied, low-income households in the City of Clovis; also to be used to provide loans to low-income households to replace severely-dilapidated mobile homes located in the City of Clovis.

Mortgage Assistance - \$1,500,000 to be used to provide financial assistance to low-income first-time homebuyers to acquire a home, or acquire and rehabilitate a home located in the City of Clovis.

NOW, THEREFORE, BE IT FURTHER RESOLVED, that the City of Clovis hereby authorizes and directs the City Manager, or designee, to execute and deliver the application, and act on the City of Clovis' behalf in all matters pertaining to such application.

NOW, THEREFORE, BE IT FURTHER RESOLVED, if the application is approved, the City Manager, or designee, is authorized to enter into, execute, and deliver the Standard Agreement, any and all subsequent amendments or modifications thereto with the State of California, for the purposes of this grant, in the name of, and on behalf of, the City of Clovis.

NOW, THEREFORE, BE IT FURTHER RESOLVED, if the application is approved, the City Manager, or designee, is authorized to sign and submit Funds Requests and all required reporting forms and other documentation as may be required by the State of California from time to time in connection with the grant.

NOW, THEREFORE, BE IT FURTHER RESOLVED, that the application in full is incorporated as part of the Standard Agreement. Any and all activities funded, information provided, and timelines represented in the application are enforceable through the Standard Agreement. The City of Clovis acknowledges and agrees that it may be required to execute any and all other instruments necessary or required by HCD for participation in the HOSN Program.

* * * * *

The foregoing resolution was introduced and adopted at a regular meeting of the City Council of the City of Clovis held on February 6, 2023, by the following vote, to wit.

- AYES:
- NOES:
- ABSENT:
- ABSTAIN:

DATED: February 6, 2023

Mayor

City Clerk



CITY *of* CLOVIS

REPORT TO THE CITY COUNCIL

TO: Mayor and City Council

FROM: Administration

DATE: February 6, 2023

SUBJECT: Administration - Receive and File – Economic Development Corporation Serving Fresno County Quarterly Report, October - December 2022.

ATTACHMENTS: 1. EDC Second Quarter Report, October - December 2022

CONFLICT OF INTEREST

Councilmembers should consider recusal if a campaign contribution exceeding \$250 has been received from the project proponent (developer, applicant, agent, and/or participants) since January 1, 2023 (Government Code 84308).

RECOMMENDATION

That the City of Clovis receive and file the Second Quarter Report, October - December 2022 from the Economic Development Corporation Serving Fresno County.

EXECUTIVE SUMMARY

The Economic Development Corporation serving Fresno County (EDC) has submitted their Second Quarter Report of activities for the City Council to receive and file, as required per the 2022-2023 Agreement with the City.

BACKGROUND

In the summer of 2022, the City of Clovis and the EDC entered into a contract for the 2022-2023 fiscal year to provide regional marketing and business services to Clovis businesses. The contract provides for \$40,000 in baseline funding and provides \$10,000 for a medical attraction study implementation plan to be completed. This allows Clovis to be part of a regional effort in attracting commercial and industrial businesses to Clovis. Attached is a report detailing the progress of their activities to provide information to industrial/commercial representatives not currently located in Clovis for recruiting purposes, and continue to assist existing Clovis businesses with informational and/or technical assistance to access statewide business support programs.

Highlights of the EDC quarterly report include:

Q2 Snapshot

The EDC team conducts outreach marketing business expansion and retention services by:

- Providing an operational analysis to evaluate the health of the business. This tool offers us a thorough understanding of the appropriate referrals or resources needed for business growth or retention;
- Connecting businesses to labor subsidy programs;
- Providing education on federal/state/local tax Incentives; and
- Providing referrals and information on financing assistance.

Stemming from direct outreach, workshops, one-on-one meetings, and marketing efforts, the areas of interest and number of referrals generated are reflected below:

	Q2 FY23	FY23 YTD
Businesses Served	28	34
Business Referrals	4	24

Type	Goal	Q2	FY22-23	Completion
Top 50 Business List	1	1	1	100%
Economic Profile Update	1	1	1	100%
Comparative Healthcare Analysis Enhancement	1	1	1	100%
Broker Events	2	0	0	-
New Business Leads	40	15	29	73%
Targeted Healthcare Engagements	20	0	0	-

FISCAL IMPACT

The City will forward the second quarter installment payment to EDC. The funds were budgeted in the 2022-2023 fiscal year budget.

REASON FOR RECOMMENDATION

The attached report meets the requirement established in the 2022-2023 Agreement between the EDC and the City of Clovis.

ACTIONS FOLLOWING APPROVAL

Staff will file the report.

Prepared by: Andy Haussler, Assistant City Manager

Reviewed by: City Manager *AH*



City of Clovis

Quarterly Activity Report

Quarter 2
Fiscal Year 2022-2023
October 1, 2022 – December 31, 2022

Lee Ann Eager	President/CEO
Sherry Neil	Chief Operating Officer
Paul Thorn	Controller
Will Oliver	VP of Business Services
Julian Ramos	Client Services Manager
Chris Zeitz	Director of Special Projects
Spencer Bremer	Research Analyst
Jackie Cuevas	Business Expansion and Retention Coordinator
Darian Galindo	Business Retention Specialist
Cody Laird	Economic Development Specialist
Marcella Lara	Business Retention Specialist
Andrea Lee	Economic Development Specialist
Tiffany Louk	Business Attraction Specialist
Kaila Lugo	Office Administrator
Merritt Pacini	Executive Assistant to the CEO
Miguel Ruelas	Business Attraction Specialist
Mai See Vang	Program Coordinator
Ross Williams	Research Analyst

City of Clovis Quarterly Activity Report

This report summarizes the agreement requirements between the City of Clovis and the Fresno County Economic Development Corporation (EDC).

Division Mission

To market Fresno County as the premier location for business prosperity.

Fresno County EDC Services

The Economic Development Corporation serving Fresno County is a nonprofit organization established to market Fresno County as the premier location for business prosperity. We facilitate site selection for new businesses within Fresno County, and assist in the retention and expansion of businesses through our alliance with collaborative partners and resources.

The EDC agrees to the following services:

1. Provide information to the industrial and office representatives not located in the City of Clovis for recruiting new businesses and industries;
2. Assist in the development of marketing materials to attract new investments, commercial and industrial brokers, developers, and site selectors. Assist in utilizing online marketing to advance economic and community development efforts;
3. Assist existing businesses and industries that contact the EDC with information and technical assistance through the BEAR Action Network;
4. Work to foster a closer working relationship with local business associations to enhance the EDC services provided to Clovis area employers;
5. Continue acting in a leadership role in promotion of high-speed rail and promote the Clovis area for related development;
6. Inform Clovis of legislation important to the economic and community development of the region and act on their behalf;
7. Assist in identifying economic development projects on the City's behalf for the inclusion in the County of Fresno's Comprehensive Economic Development Strategy (CEDS) for possible grant funding; and
8. Provide administrative staffing at all Executive Committee, Board, and related events.

Q2 Snapshot

The EDC team conducts outreach marketing business expansion and retention services by:

- Providing an operational analysis to evaluate the health of the business. This tool offers us a thorough understanding of the appropriate referrals or resources needed for business growth or retention;
- Connecting businesses to labor subsidy programs;
- Providing education on federal/state/local tax Incentives; and
- Providing referrals and information on financing assistance.

Stemming from direct outreach, workshops, one-on-one meetings, and marketing efforts, the areas of interest and number of referrals generated are reflected below:

	Q2 FY23	FY23 YTD
Businesses Served	28	34
Business Referrals	4	24

Type	Goal	Q2	FY22-23	Completion
Top 50 Business List	1	1	1	100%
Economic Profile Update	1	1	1	100%
Comparative Healthcare Analysis Enhancement	1	1	1	100%
Broker Events	2	0	0	-
New Business Leads	40	15	29	73%
Targeted Healthcare Engagements	20	0	0	-

Clients and Businesses Served

A Mind Above, A Professional Psychology Corporation
 Accounting America
 AirROS by SAGE Industrial
 AMA Management, Inc.
 Ano-Tech Metal Finishing inc.
 Cabinet Connection
 CALBEC Group
 Cen Cal Refrigeration
 Clovis Custom Drywall
 D. W. Ewing Movers
 Denny's #9549
 Facelogic Spa
 Hearth Labs LLV dba 3poo1
 Hi Tech Home

High Performance Academy, LLC
 Jackson Young Drywall
 Johnson Air
 K & D Electric
 Michael Angelo Custom Painting Inc
 Mk Electric
 Olson Wagner Construction
 RJL Labor Services
 Sundowner Insulation
 The Plumbing Co Inc
 Tri-Valley Plastering, Inc
 Wawona Frozen Foods
 Westech Systems, Inc
 World Financial Group - Sunny Chadha

City of Clovis Economic Snapshot

Quarter 2, FY22-23

Industrial, Office, and Retail Vacancy

This quarter in the City of Clovis, the industrial vacancy rate remained zero, the office vacancy rate increased from 4.5% to 5.7%, and the retail vacancy rate dropped from 5.1% to 4.7%.

Q2 FY22-23	Industrial	Office	Retail
Fresno County	2.5%	8.5%	4.2%
City of Clovis	0.0%	5.7%	4.7%

Source: CoStar.com

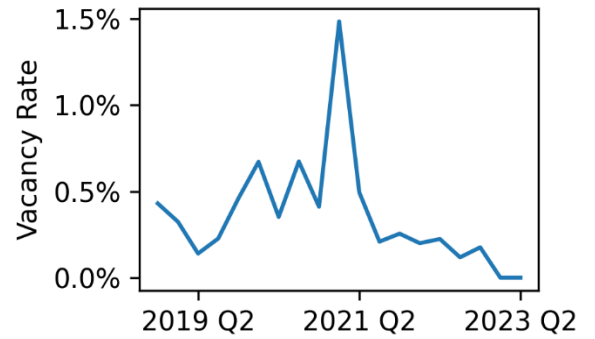
November 2022 Unemployment Rates

The preliminary unemployment rate in Clovis was 3.3% in November 2022, holding steady from August 2022. This compares with a non-seasonally adjusted unemployment rate of 4.0% for California and 3.7% for the nation during the same period.

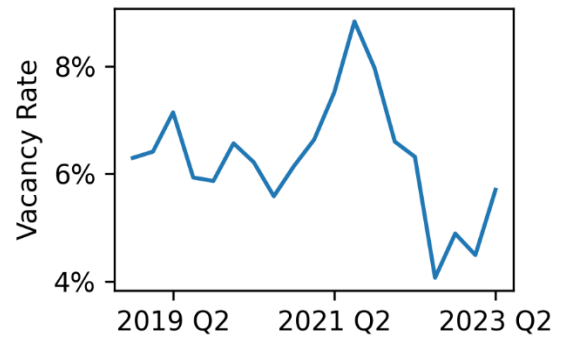
Area	Labor Force	Unemployment Rate
Fresno County	447,700	6.6%
City of Clovis	56,800	3.3%

Source: State of California Employment Development Department

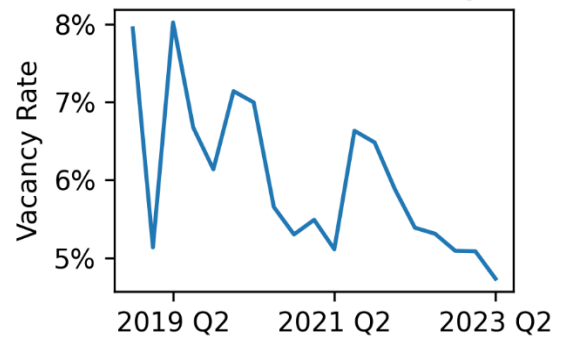
Clovis Industrial Vacancy



Clovis Office Vacancy



Clovis Retail Vacancy



Business Expansion and Attraction Leads

During the fourth quarter, the EDC generated **13** new business leads and responded to **4** requests for information.

New Leads

MONTH	CLIENT NUMBER	SOURCE	INDUSTRY	JOBS	SITE REQUIREMENTS	PARTICIPATING CITIES
OCTOBER	221007A1	Direct Lead	Land Developers	TBD	30 AC Commercial Land	Kerman
	221012A1	Direct Lead	AgTech	12	1,000-3,000 SF Office Space	All
	221017A1	Direct Lead	Health, Wellness, and Fitness	TBD	23,000-30,000 SF	Fresno
	221026	Direct Lead	Recyclable Materials Merchants	NA	Existing Auto Dismantling Site/Business	All
NOVEMBER	221122A1	Direct Lead	Government	NA	4-5 Offices, Downtown Fresno	Fresno
	221130A1	Direct Lead	Real Estate	NA	Existing Hotel Site	Fresno
	RFP2230	CCVEDC Lead	Food Manufacturing	NA	Food Processing Facilities	All
DECEMBER	221219A1	Other	Energy Storage	TBD	TBD	All
	Project Northstar	GO-Biz Lead	Biotechnology	1,000	Existing fill finish facility of 30 acres with the ability to expand to 65 acres	All
	221208A1	Other	Third-Party Logistics	TBD	Existing warehouse	All
	221213A1	Local Partner Lead	AgTech/Industrial Automation	4-5	Office Space	All
	220912	Local Partner Lead	Biotechnology	TBD	10,000 SF Light Industrial	All
	PROJECT HIBISCUS	GO-Biz Lead	Building Materials	30	Existing 45,000SF Facility or 5ac Greenfield	All

Requests For Information

MONTH	CLIENT NUMBER	SOURCE	INDUSTRY	DETAILS
OCTOBER	RFI - 221017A2	Direct Lead	Food Manufacturing	Client is a high-end baby food manufacturer seeking existing partner to expand their production capacity. Search requires existing building with at least 30,000 SF and potentially up to 70,000 – 100,000 SF.
	RFI - 221026	Direct Lead	Couriers and Express Delivery Services	Client sought average price of 30,000-50,000 SF light industrial facilities. EDC provided spreadsheet with suitable sites, average lease rates, and links to property brochures.
	RFI – Project Helios	GO-Biz Lead	Solar Energy Production	Client is a solar production company seeking information on availability of 1,200,000 SF facilities to establish second California location.
DECEMBER	RFI 221220A1	CCVEDC Lead	eCommerce Fulfillment	Client is a perishable e-commerce fulfillment operator with five operations nationally. They are seeking to relocate an existing operation to a Fresno facility.

Partnership with Department of Social Services

The EDC has been contracted to assist the Fresno County Department of Social Services in marketing the New Employment Opportunities (NEO) program, Ready2Hire, and identify prospective employers to hire from the pool of eligible NEO job seekers.

NEW EMPLOYMENT OPPORTUNITIES (NEO) 2022-2023		To be completed by 9/30/2023
METRIC	Actual	Contract Goal
PARTICIPATING BUSINESSES	127	150
JOB PLACEMENTS	41	200
JOB POSTINGS	704	500
JOB FAIRS	1	4
EMPLOYER TRAINING	1	4

Customized Workforce Trainings

Realizing the current labor demands among our local businesses, the EDC, Department of Social Services and educational partners have worked with industry stakeholders to develop customized trainings to fulfill today’s workforce needs. Utilizing input from various industry practitioners, each training curriculum is developed to create career pathways to meet tomorrow’s industry needs, help businesses grow, and put individuals back to work. Below is a list of customized training programs underway:

Valley Apprenticeship Connections

Pre-Apprenticeship Program. The partnership between Fresno County EDC, the Department of Social Services, and Fresno EOC will provide a 12-week program comprised of classroom and construction-based training.

John Lawson Truck Driving

Class A Truck Driving Class. The 10-week training is a partnership between Fresno County EDC, the Department of Social Services, West Hills Community College, and Lawson Rock and Oil.

Central Valley Training Center

Pre-Apprenticeship Program. The partnership between Fresno County EDC, the City of Selma, and High-Speed Rail Authority will provide a 12-week program comprised of classroom and construction-based training.

Highlights

October 2022

Project Telecom | All

A new lead came in for an organization looking to establish training grounds for a program that will target telecommunications. EDC staff gave them a list of available sites that will fit their needs which gave the client an idea of what the cost will be for such locations. The client is looking to gather information for the new project and hopefully see if there are any other organizations that can be a partner in the new training program.

Israeli AgTech FDI | County of Fresno

Business Attractions Staff met with the US General Manager of an Israeli AgTech company looking to assemble revolutionary machinery in Fresno County. Staff prepared wage analyses and sites based on company criteria to make a strong case for the company to locate in our region.

Fresno FTZ | City of Fresno

Tiffany Louk and Miguel Ruelas met with Lexie Brownrigg, Director of Fresno FTZ, to gain a comprehensive understanding of the services and opportunities that Fresno FTZ can provide incoming businesses. Most notably, companies can set up Subzones and utilize their own warehousing and equipment as a Foreign Trade Zone. Business Attractions will leverage this relationship by referring clients that import goods to Fresno FTZ for a free cost-benefit analysis of setting up a subzone and will share pertinent FTZ information to attract FDI and domestic businesses to Fresno.

Clovis Community College President's Breakfast | City of Clovis

The Fresno County EDC attended the Clovis Community College President's Breakfast event on October 25th, where they connected with local leaders while learning about the college's projects and goals for the year.



NEO | All

The Fresno County EDC NEO Program Business Retention team assigned 12 new hires to 10 active businesses in the NEO program for the month of October. This has been the highest number of hires through the NEO program this year.

EDA Visit to CVTC and JD Food | All

Good Jobs program partners, partnering employers, county elected officials and U.S. Congressman Jim Costa welcomed Assistant Secretary of Commerce Alejandra Castillo to the Central Valley for a tour of active workforce development training programs including the John R Lawson Truck Driving Training Program at JD Food and the Central Valley Training Center's construction and infrastructure pre-apprenticeship site.

During the visit, Secretary Castillo met with current and former program participants as well as those who are directly responsible for implementing these training programs, including EDC board member Chuck Riojas of the Fresno Madera Kings and Tulare Building Trades Council.

The visit concluded with a roundtable discussion on equity, workforce needs in the Central Valley, and the long-term vision for the historic investment in the region by the U.S. Economic Development Administration of the Department of Commerce.



EDA Press Conference | All

U.S. Department of Commerce Assistant Secretary Alejandra Castillo's visit to the region concluded with a joint press conference with EDC's President / CEO Lee Ann Eager and Central Valley Community Foundation CEO Ashley Swearingin. The press conference went on to highlight the \$88.1 million in competitive grants awarded to the two organizations as part of the Good Jobs and Build Back Better Challenges from the Department of Commerce's Economic Development Administration. When considering state funding awarded to mutual partners, more than \$100 million in funding has been directed to the Central Valley in 2022 to foster economic competitiveness and workforce development in the region. Joining Eager and Swearingin at the press conference were Assistant Secretary of Commerce Alejandra Castillo, US Senator Alex Padilla, Congressman Costa, State Senator Anna Caballero and State Assemblymember Joaquin Arambula.

Fresno County EDC 2022 Annual Event | All

Fresno EDC hosted our Annual Event on October 19th at Fresno City College Soccer Field. We hosted about 280 attendees and were able to showcase our year. Our guest speaker was Brandi Chastain, FIFA World Cup Soccer champion and Olympic Gold Medalist. Brandi shared about Fresno EDC's \$23 million Good Jobs Challenge Grant and how the partners will work together as a team for the betterment of our community by providing training and jobs. She talked about how everyone's contribution is important for the future of Fresno, Madera, Kings and Tulare Counties and how every detail matters and is critical to the success of the team. Fresno EDC gave this year's Giraffe Award to Chancellor Carole Goldsmith as an honor of her "sticking her neck out" for the community.



The Veterans Network Honor Our Vets Breakfast | City of Fresno

The Fresno County EDC attended the Veterans Network Honor Our Vets Breakfast to provide information about the New Employment Opportunities program, the John R Lawson Truck Driving Training program, the Valley Apprenticeship Connections program, and the Central Valley Training Center program. The EDC went over the programs available and the minimum requirements for each program.

John R Lawson Truck Driving Training Program | Fresno County

The John R Lawson Truck Driving Training Program is in the process of completing Cohort 42. A total of five students received their Class A in the month of October and are ready to start seeking employment. The EDC is excited to assist the graduates with employment and their success.

Spain FDI | City of Fresno

Miguel Ruelas and Tiffany Louk organized a site tour of three small, industrial sites for the CEO of H2B2, Pedro Pajares, in conjunction with Kyle Riddering of Newmark Pearson Commercial. Two of the sites were along the 99 corridor near Ashlan Ave, and the third was located near the Fresno Airport. An FDI lead, H2B2 is looking for small industrial sites to assemble imported equipment. Pedro expressed his enthusiasm for the visits and appreciation for the incentive and site assistance we have provided thus far for his company. While he is meeting with his board to finalize details, he expressed a strong preference for locating in Fresno over the other California cities under consideration. As the company's move will take place in the second quarter of 2023, Business Attractions pivoted assistance to workforce development. More specifically, Miguel initiated the process to sign H2B2 up for the NEO program, through which H2B2 plans to hire 6-8 employees to start.

Clovis Chamber of Commerce Lunch Connect | City of Clovis

Andrea Lee, Economic Development Specialist, attended the October Lunch Connect Mixer in Clovis at Salsa's Cantina. The event included networking with local business leaders from various industries.



Marjaree Mason Center Top Ten Professional Women and Leading Business Awards | All

EDC COO Sherry Neil, Executive Assistant to the CEO Merritt Pacini, and Business Attractions Specialist Tiffany Louk attended the 39th Annual Marjaree Mason Center Top Ten Professional Women and Leading Business Awards on October 12, 2022 in support of EDC Board members Susan Ryan, President/CEO, Noble Credit Union, and Georgeanne A. White, City Manager, City of Fresno who were honored in this year's Top Ten Professional Women.



County of Fresno | All

EDC continues to work with businesses in Fresno County to provide incentives to assist the businesses with being able to have funds to retain employees. The Federal incentive program Work Opportunity Tax Credit (WOTC) Program allows businesses who hire through the New Employment Opportunities program to receive a tax break at the end of the fiscal year for payroll taxes. Exhibit Supply and Student Nest signed up for the program and High Performance was reimbursed approximately \$1,900.00 dollars through the WOTC incentive program.

EDA Meeting with Wil Marshall | City of Clovis

On October 18th, the EDC facilitated a meeting and tour between U.S Economic Development Administration representative Wil Marshall and Andy Haussler, Assistant City Manager. The purpose of the meeting was to showcase successful city projects previously funded by EDA and to discuss future opportunities. Mr. Marshall was able to see how EDA's investment into the Research and Technology Park has helped catalyze Clovis' growing healthcare and business services sector. The meeting was opportune as the EDA is expected to receive historic funding through the CHIPS Act and Inflation Reduction Act, among other federal initiatives.

November 2022

Consulate General of China in San Francisco | Fresno County

Fresno County EDC had the privilege of hosting Consul General Jiangmin Zhang, Economic & Commercial Consul Peimen Wu, and Consul Yi Zhou from the Consulate General of China in San Francisco at Chukchansi Park on November 28th. EDC President Lee Ann Eager expressed her enthusiasm for the connections she has made with Chinese businesses at international expositions, and Mayor Jerry Dyer, Fresno County Supervisor Steve Brandau, and Fresno State President Dr. Saúl Jiménez-Sandoval offered their welcoming remarks and provided insight into productive relationships between China and Fresno County in the manufacturing, agricultural, and educational sectors. Consul General Zhang conveyed his thoughts on infrastructure, the High Speed Rail, the importance of education and social mobility, and the significance of California-China trade relationships. Fresno County EDC Vice President of Business Services Will Oliver shared EDC’s upcoming workforce program development made possible by the recent U.S. Economic Development Administration \$88 Million Good Jobs Challenge and Build Back Better awards in the Central Valley. Fresno County EDC Client Services Manager Julian Ramos provided an overview of Fresno County EDC’s business services and described our work with existing Chinese foreign direct investment in Fresno. We look forward to working with the Consulate General of China in San Francisco, California Governor’s Office of Business and Economic Development (GO-Biz), and the Bay Area Council to facilitate vital economic exchanges between Chinese and California businesses and investors.

After the welcoming remarks, informational presentations, and customary exchange of gifts, Will Oliver and Julian Ramos accompanied the Consul General and his team on a tour of several local businesses that Fresno County EDC has helped to relocate and expand: Initiative Foods, the largest Private Label, baby food manufacturer in the United States, and OK Produce, a sustainability-driven produce distributor.



New Zealand FDI | County of Fresno

Tiffany Louk and Miguel Ruelas are leveraging EDC's partnerships with Go-BIZ Senior Permit Specialist to streamline the license transfer process for a New Zealand FDI client acquiring a local business. The client is an established international metal recycling operator with over 12 years of experience in the metal recycling and international metal exporting business. They are looking to expand their metal recycling operation into the United States with Fresno as their preferred destination and project 45-50 jobs created.

Community Basketball Center | City of Fresno & City of Clovis

The Business Attraction team is coordinating with an aspiring entrepreneur wishing to establish a community basketball center available for amateur athletic leagues and local youth athletes. Tiffany connected the business owner with the Fresno Metro Black Chamber of Commerce and the Small Business Administration, where they are currently receiving coaching on their business plan. Miguel is organizing site tours with local brokers in North Fresno and the City of Clovis to take place in December.

SEFCEDA Awards Luncheon | City of Fresno

Fresno County EDC Staff was on hand as Chief Operating Officer Sherry Neil gave the keynote address for the Southeast Fresno Community Economic Development Association's 9th Annual Awards luncheon. Following Sherry's inspiring speech, the event honored "Trailblazers for Prosperity" who have contributed to the Southeast Fresno community.



Spain FDI | Fresno County

A highly successful multinational food packing corporation that specializes in stuffed olives and specialty foods is looking to establish contact within Fresno County regarding the company's planned processing facilities expansion to California.

Central Valley Training Center Social Media Ad | All

Tiffany Louk crafted and posted an advertisement of the Central Valley Training Center Meet and Greet targeted at employers in Fresno County interested in hiring from the pool of qualified CVTC graduates. The ad performance is detailed below:



SJVMA | All

Fresno County EDC sponsored a booth at the San Joaquin Valley Manufacturing Alliance “Valley Made” Summit. The EDC also coordinated a panel discussion during the summit which discussed employer workforce needs and the Good Jobs Challenge grant award. The conversation focused on the opportunities this investment will create for local businesses, job seekers, and incumbent workers with local, state, and federal partners including Gardner Carrick, VP of Workforce of Solutions at The Manufacturing Institute, Eddie Garcia, President/CEO of RXL Inc, Kevin Goering, Bay Area Partner at McKinsey & Company, and Mario Persicone, Director of Operations for PNM Company and a member of the Board of Directors for the state’s Manufacturing Extension Partner, CMTC.



Communication Workers of America | Fresno County

The Attractions team was given a request for proposal from the Communications Workers of America. The intent of the request was to get an idea of what the price will be for a location that will be suitable for a telecommunication construction training facility. The CWA was awarded a \$4 million grant for Fiber Optic Technician Training. The goal is to hire 30-50 graduates to work on the broadband construction project that will run 10,000 miles spreading across southern and northern California.

An introductory call was made with Leads from CWA and Fresno County EDC's Director of Special Projects on 11/29/2022. Both parties were able to have a conversation to learn more about the training programs that are being offered.

NEO Hires | All

November has been another successful month for the Fresno County EDC Business Retention Team. This month the team surpassed last month's hire numbers and assigned 14 new hires to 10 active businesses in the NEO program.

EDC Strategic Planning Staff Retreat | All

EDC staff traveled to Wonder Valley Ranch for an intensive strategic planning retreat on November 17-18. During the retreat, each department presented their strategic vision for the next year followed by discussion and feedback sessions involving the entire EDC staff. In addition to the departmental strategic presentations, EDC staff participated in team building exercises and informative sessions led by Director of Special Projects Chris Zeitz and VP of Business Services Will Oliver.

December 2022

Good Jobs Challenge First Awardee Convening | Fresno County and Washington, DC

Fresno County EDC President/CEO Lee Ann Eager, VP of Business Services Will Oliver, and Director of Special Projects Chris Zeitz attended the first convening for Good Jobs Challenge awardees in Washington, DC. All 32 awardees from across the United States sent staff to this multi-day conference which included a variety of panels relating to workforce development and speeches by three cabinet secretaries, including the Secretaries of Labor, Commerce, and Education.

FIE Resident Leadership December Summit | City of Fresno

Fresno County EDC’s DRIVE Initiative, Fresno’s Impact Economy (FIE), hosted its second resident leadership summit. Approximately 50 residents from all areas of Fresno attended to discuss inclusive economic development and what projects / opportunities they would like to see in their communities and neighborhoods. Also participating in the summit were key leaders from the Central Valley Community Foundation as well as economic development consultant, Dr. Edward Smith of Boost Analytics.



40 Under 40 | All

Director of Special Projects Chris Zeitz was honored as part of Business Street Media Group’s 40 under 40 class of 2022. Chris is an invaluable member of the EDC team, whose contributions were instrumental in winning the \$23 Million EDA Good Jobs Challenge funding to transform our region’s workforce and community opportunities.



CVTC | Fresno County/Five Cities

December 9, 2022, marked another milestone for the Central Valley Training Center in Selma, as Cohort 7 completed the class with a total of fourteen graduates. The EDC assisted the students with updating their resumes to reflect the certifications earned throughout the program. Additionally, the students were prepared for upcoming interviews with mock interviews with EDC staff. Prior to graduation, students held interviews with employers seeking to hire entry level construction workers.



John R. Lawson Truck Driving School | All

Cohort 42 has completed the program with a total of fourteen graduates receiving their Class A license. Three graduates have already found employment within the truck driving industry. The Fresno EDC will continue to assist the graduates seeking employment on a monthly basis. Cohort 43 is in progress with a total of 17 participants enrolled and preparing for their driving tests.

Farewell Council Meeting for Mayor Jose Flores and Councilmember Bob Whalen | Clovis

Fresno County EDC Chief Operating Officer Sherry Neil and Business Expansion and Retention Coordinator Jackie Cuevas attended the Farewell Council Meeting to congratulate Mayor Jose Flores and Councilmember Bob Whalen for their combined 42 years of outstanding service to the city of Clovis.



Valley Ventures | All

Will Oliver, Tiffany Louk, and Miguel Ruelas presented Fresno's value proposition to the Valley Ventures business incubator cohort, consisting of startups in the data processing, water, manufacturing, and technical services industries. The team is continuing discussions with several companies to discuss how Fresno EDC can set them up for success by providing access to key partnerships and resources. Following the meeting, EDC staff met with several companies directly including Relyion and Mojave Seafood. Relyion is a company based out of San Mateo that repurpose EV batteries and apply them to other uses including commercial and industrial, residential, and continued use of EV charging stations. Mojave Seafood

After learning more about both companies individually, we were able to identify existing companies that can potentially make great partners to help both companies succeed in such an early phase.

The team is continuing discussions with several companies to discuss how Fresno EDC can set them up for success by providing access to key partnerships and resources.



Bioeconomy Steering Committee | All


The Agriculture Technology Innovation Partnership (ATIP) Steering Committee held their monthly steering committee meeting with representatives from Fresno EDC, Madera EDC, the University of California Agriculture & Natural Resources Department, and West Hills College Lemoore. ATIP is finalizing a GIS database of all biomass data available for private industry to produce biogas and other renewable products. Fresno EDC is using the database to attract new business to the region to tackle the negative environmental impact while helping incoming and local businesses meet new environmental standards such as the EPA renewable fuels standard and ban on burning orchard waste.

Women's Opportunity to Mentor Empower & Network | All

President & CEO Lee Ann Eager spoke to 300 attendees at Caltrans Women's Opportunity to Mentor Empower & Network virtual event. Tony Tavares, Caltrans Director, was also a guest speaker. The topic was inclusion and working in advocacy for women's empowerment. Tony shared a quote he had heard that states, "Diversity is a fact, equity is a choice, and inclusive is an action. When we include all its empowerment." Lee Ann wholeheartedly agreed and discussed how women in leadership roles has become more prevalent over the years.

Attractions Marketing Packet Update | All

Miguel Ruelas, Tiffany Louk, and Spencer Bremer worked together this month to update the marketing packet that the Attractions team uses to showcase our region to incoming businesses. Spencer provided vital data updates to occupational estimates from various industries, transportation, and economic growth, while Miguel updated sections on incentives, energy, and logistics and Tiffany updated sections on agriculture, business activity, and technological innovation in the region.



ECONOMY

Current-Dollar Gross Domestic Product (GDP) by Metropolitan Area (thousands of dollars)

Year	2017	2018	2019	2020	2021
Fresno County	1,430,000	1,430,000	1,430,000	1,430,000	1,430,000

Real GDP: Percent Change by County (2017-2021)



Real Gross Domestic Product (GDP) by Year (thousands of chained 2012 dollars)

Year	2017	2018	2019	2020	2021
Fresno County	1,430,000	1,430,000	1,430,000	1,430,000	1,430,000

LABOR FORCE

December 2022
Industry Employment - Fresno MSA

Industry	Oct '22 Est. (2022)	Nov '22 Est. (2022)	Nov Change (2022)	YTD Change (%)
Total All Industries	410,000	404,000	-6,000	-1.5%
Total Firms	40,000	39,000	-1,000	-2.5%
Total Nonfarm	370,000	364,000	-6,000	-1.6%
Construction	20,000	20,000	0	0.0%
Manufacturing	22,000	22,000	0	0.0%
Trade, Retail, & Utilities	70,000	70,000	0	0.0%
Information	3,000	3,000	0	0.0%
Financial Activities	13,000	12,700	-300	-2.3%
Professional & Business Svcs	33,000	33,100	100	0.3%
Educational & Health Svcs	80,000	79,000	-1,000	-1.2%
Leisure & Hospitality	36,100	35,000	-1,100	-3.1%
Other Services	13,000	12,000	-1,000	-7.7%
Government	74,000	72,100	-1,900	-2.6%

Total Labor Force: 454,500
Employed: 429,600
Unemployed: 24,900
Unemployment Rate: 5.5%

Top 5 Projected Growth Sectors by Employment Fresno MSA (2018-2023)

Rank	Industry	% Growth
1	Transportation and Warehousing	25.10%
2	Health Care and Social Assistance	18.20%
3	Educational Services (Private)	13.10%
4	Accommodation and Food Services	12.90%
5	Construction	10.10%



FY 22-23 Overview of Work Product	Deliverables	FY 2022 – 2023 Target Outcomes	Q2 2023
<p>Economic Development Corporation Serving Fresno County</p> <p>Contract: \$40,000</p> <p>Comparative Healthcare Analysis Phase 3: \$10,000</p> <ul style="list-style-type: none"> - Marketing & Recruitment Plan - Healthcare Company Engagement <p>Staff:</p> <p>President & CEO Lee Ann Eager</p> <p>Chief Operating Officer Sherry Neil</p> <p>Vice President of Business Services Will Oliver</p>	<p>Business Retention: Staff will continue to analyze Clovis businesses impacted by COVID-19 and incorporate into the Top 50 Analysis. Targeted businesses will be contacted by a variety of methods to educate Clovis businesses on available retention resources, such as utility rate reductions, rehiring incentives and low-cost emergency relief funding.</p> <ul style="list-style-type: none"> • Conduct Analysis to determine Top 50 companies in Clovis that should be focused on for retention and expansion. <p>New Business Recruitment: Facilitate information and conduct tours for company representatives not currently located in Clovis for the purpose of recruiting new businesses to the City of Clovis. Assist the City of Clovis in promoting future industrial areas and existing industrial sites to new clients.</p> <ul style="list-style-type: none"> • Coordinate virtual and in-person site tours for the purpose of business attraction and expansion. • Create and update marketing materials. • Support in-person or virtual commercial and industrial broker events for the City of Clovis. 	<p>Top 50 targeted business analysis for expansion/retention</p>	<p>Submitted for Review</p>
		<p>Respond to all City of Clovis business inquires and connect them to appropriate resources</p>	<p>34 Businesses contacted and 24 Referrals provided YTD in 2023.</p>
		<p>Comparative Healthcare Analysis (HCA) Enhancement & Recruitment Plan</p>	<p>Completed</p>
		<p>2 Broker Events</p>	<p>No Broker Events held in Q2.</p>
		<p>40 new business leads</p>	<p>29 New Business Leads in Q1 & Q2.</p>
		<p>20 targeted healthcare company engagements from HCA</p>	<p>In Progress</p>
		<p>Economic Profile Update</p>	<p>Completed</p>

	<ul style="list-style-type: none">• Communicate leads status during monthly EDC - City of Clovis meeting. <p>Comparative Healthcare Analysis:</p> <ul style="list-style-type: none">• EDC has completed a Comparative Healthcare Analysis (CHA) and draft marketing collateral to conduct proactive company engagement. 20 unique businesses have been identified for direct engagement between the City and EDC. Engagements in FY22-23 shall include preparation of detailed marketing materials based on the CHA analysis including City demographics, labor data, available Clovis real estate, anchor assets, clovis4business.com website promotion and other pertinent data and information as approved by the City of Clovis. EDC staff shall work in coordination with the City of Clovis on delivery of materials, company contacts and planning and logistics for subsequent site visits.		
--	--	--	--



CITY *of* CLOVIS

REPORT TO THE CITY COUNCIL

TO: Mayor and City Council
 FROM: Finance Department
 DATE: February 6, 2023
 SUBJECT: Finance – Receive and File – Investment Report for the Month of September 2022.

ATTACHMENTS:

1. Distribution of Investments
2. Monthly Investment Transactions
3. Certificates of Deposit
4. Municipal Securities
5. Graph of September 30, 2022 Treasury Rates

CONFLICT OF INTEREST

Councilmembers should consider recusal if a campaign contribution exceeding \$250 has been received from the project proponent (developer, applicant, agent, and/or participants) since January 1, 2023 (Government Code 84308).

EXECUTIVE SUMMARY

Attached is the Investment Report for the month of September 2022. Shown in Attachment 1 is the distribution of investments which lists all the individual securities owned by the City with the book and market values. Book value is the actual price paid for the investment. Market value is the amount that the investment is worth if sold in the open market. The market value (which fluctuates daily) that is used in the report is as of the last working day of the month. Attachment 2 reflects the monthly investment transactions for the month of September 2022. Attachment 3 lists the certificates of deposit. Attachment 4 lists the municipal securities. Attachment 5 is a graph of Treasury rates on September 30, 2022.

The investment of the City's funds is performed in accordance with the adopted Investment Policy. Funds are invested with the following objectives in mind:

1. Assets are invested in adherence with the safeguards and diversity of a prudent investor.
2. The portfolio is invested in a manner consistent with the primary emphasis on preservation of the principal, while attaining a high rate of return consistent with this guideline. Trading of securities for the sole purpose of realizing trading profits is prohibited.

3. Sufficient liquidity is maintained to provide a source for anticipated financial obligations as they become due.

4. Investments may be made, consistent with the Investment Policy Guidelines, in fixed income securities maturing in three years or less and can be extended to five years with the City Manager's approval.

The Finance Department invests the City's assets with an expectation of achieving a total rate of return at a level that exceeds the annualized rate of return on short-term government guaranteed or insured obligations (90-day Treasury bills) and to assure that the principal is preserved with minimal risk of depreciation or loss. In periods of rising interest rates, the City of Clovis portfolio return may be less than that of the annualized 90-day Treasury bill. In periods of decreasing interest rates, the City of Clovis portfolio return may be greater than the annualized 90-day Treasury bill. The current 90-day Treasury bill rate (annualized) is 0.86%. The rate of return for the City of Clovis portfolio is 1.68%. The goal for the City of Clovis investment return is 120% of the 90-day Treasury bill rate. The current rate of return is 196% of the Treasury bill rate.

In accordance with the Investment Policy, the investment period on each investment does not exceed three years and can be extended to five years with the City Manager's approval. As of September 2022, the average investment life of the City's investment portfolio is 1.50 years.

Current Investment Environment and Philosophy

During the month of September 2022, the federal funds rate increased to 3.00%-3.25%. On September 30, 2022, the Treasury yield curve increased from 3-month to 3-year notes, then decreased to 10-year notes.

Certificates of Deposit (CD's)

The City purchases both negotiable and non-negotiable Certificates of Deposit (CD's). Although negotiable CD's can be traded, it is the City's policy to buy and hold all CD's. Negotiable CD's are held by U.S. Bank, a third party custodian. Non-negotiable CD's are held in the City's safe.

Purchases and Maturities

- 1 government security totaling \$2,000,000 was purchased.
- 1 government security totaling \$6,000,000 matured.
- 11 certificates of deposit totaling \$2,750,000 were purchased.
- 2 certificates of deposit totaling \$500,000 matured.
- 4 municipal securities totaling \$4,315,000 were purchased.

Market Environment

- During September the federal funds rate increased to 3.00%-3.25%.
- On September 30, the yield curve increased from 3-month to 3-year notes, then decreased to 10-year notes. See Attachment 5, Graph of Treasury Rates on September 30, 2022.

Prepared by: Jeffrey Blanks, Deputy Finance Director

Reviewed by: City Manager *AK*

**City of Clovis
Distribution of Investments
As of September 30, 2022**

AGENDA ITEM NO. 5.

	<u>COST</u>	<u>NET BOOK VALUE</u>	<u>MARKET VALUE *</u>	<u>YIELD TO MATURITY</u>	<u>STATED INTEREST RATE</u>	<u>INVEST DATE</u>	<u>MATURITY DATE</u>	<u>DAYS TO MATURITY FROM 9/30/2022</u>
<u>GOVT SECURITIES</u>								
FFCB	2,984,460	2,995,775	2,998,650	1.375%	1.375%	11/27/19	10/11/22	11
FFCB	5,008,500	5,002,455	4,997,500	1.600%	1.600%	01/23/20	10/13/22	13
FHLB	8,045,600	8,014,455	6,478,615	1.875%	1.875%	12/19/19	12/09/22	70
FHLB	5,047,500	5,015,560	6,478,615	1.875%	1.875%	01/23/20	12/09/22	70
FAMCMTN	8,544,965	8,517,404	8,418,825	1.350%	1.350%	02/27/20	02/27/23	150
FHLB	5,255,000	5,106,310	4,968,544	2.125%	2.125%	03/26/20	03/10/23	161
FHLB	13,579,800	13,233,882	12,876,836	2.125%	2.125%	04/30/20	03/10/23	161
FFCB	5,000,000	5,000,000	4,707,150	0.250%	0.250%	03/01/21	03/01/24	518
FHLB	4,998,000	4,998,321	4,922,550	3.250%	3.250%	08/17/22	03/08/24	525
FHLB	1,994,000	1,995,012	1,979,840	3.625%	3.625%	09/14/22	03/08/24	525
FFCB	1,999,000	1,999,258	1,883,020	0.300%	0.300%	03/24/21	03/18/24	535
FHLB	5,000,000	5,000,000	4,658,450	0.350%	0.350%	06/07/21	06/07/24	616
FHLB	4,969,000	4,975,169	4,644,700	1.050%	1.050%	01/20/22	11/15/24	777
FHLB	3,980,000	3,983,740	3,769,080	1.750%	1.750%	02/28/22	02/28/25	882
FHLB	4,000,000	4,000,000	3,847,000	2.750%	2.750%	04/25/22	04/25/25	938
FAMCMTN	3,947,600	3,956,650	3,633,400	0.750%	0.750%	12/16/21	07/28/25	1,032
FHLB	5,000,000	5,000,000	4,905,150	3.600%	3.600%	08/30/22	08/28/25	1,063
FAMCMTN	4,948,500	4,956,740	4,498,150	0.600%	0.600%	10/14/21	09/08/25	1,074
FHLB	4,963,000	4,968,743	4,387,100	0.580%	0.580%	09/08/21	02/11/26	1,230
FHLB	3,922,000	3,933,616	3,526,280	0.750%	0.750%	12/16/21	02/24/26	1,243
FFCB	4,967,500	4,971,593	4,350,600	0.940%	0.940%	10/14/21	09/28/26	1,459
FHLB	3,649,200	3,649,200	3,505,200	1.150%	1.150%	06/29/22	10/28/26	1,489
FHLB	5,988,000	5,989,499	5,271,960	1.250%	1.250%	11/24/21	11/24/26	1,516
FHLB	5,127,757	5,113,093	4,613,800	2.125%	2.125%	01/20/22	12/11/26	1,533
FHLB	4,043,250	4,043,250	4,122,573	1.020%	1.020%	06/29/22	02/24/27	1,608
FHLB	4,550,000	4,574,856	4,122,573	1.020%	1.020%	08/17/22	02/24/27	1,608
FHLB	3,695,200	3,730,049	3,445,440	0.900%	0.900%	03/31/22	02/26/27	1,610
FHLB	4,000,000	4,000,000	3,652,880	2.375%	2.375%	03/08/22	03/08/27	1,620
SECURITIES TOTAL	<u>\$ 139,207,832</u>	<u>\$ 138,724,630</u>	<u>\$131,664,480</u>					
LAIF		<u>\$ 74,651,233</u>	<u>\$ 74,651,233</u>					
Municipal Issuance		<u>\$ 40,070,000</u>	<u>\$ 36,705,918</u>					
Sweep Account (Union Bank)		<u>\$ 31,983,745</u>	<u>\$ 31,983,745</u>					
TOTAL CD'S		<u>\$ 16,245,000</u>	<u>\$ 15,738,360</u>					
TOTAL INVESTMENTS		<u>\$ 301,674,608</u>	<u>\$ 290,743,736</u>					

* Market values for securities obtained from US Bank.

City of Clovis
Monthly Investment Transactions
As of September 30, 2022

AGENDA ITEM NO. 5.

Institution	Description	Activity	Amount	Market Value	Rate	Activity Date	Maturity Date
FHLB	Gov. Sec.	Purchase	2,000,000	1,995,012	3.625%	09/14/22	03/08/24
CONTRA COSTA CA	Mun Iss.	Purchase	880,000	880,000	2.163%	09/15/22	08/01/27
SAN RAMON VALLEY	Mun Iss.	Purchase	1,435,000	1,435,000	1.440%	09/15/22	08/01/27
SANTA MONICA CCD	Mun Iss.	Purchase	1,000,000	1,000,000	3.415%	09/15/22	08/01/27
UNIVERSITY CA REVS	Mun Iss.	Purchase	1,000,000	1,000,000	3.050%	09/15/22	05/15/25
ALABAMA CR UN	CD	Purchase	250,000	250,000	3.600%	09/20/22	09/22/25
ALLY BK	CD	Purchase	250,000	250,000	4.050%	09/29/22	09/29/25
CREDIT UN OF TEXAS	CD	Purchase	250,000	250,000	3.600%	09/14/22	09/15/25
DORT FINL CR UN	CD	Purchase	250,000	250,000	4.000%	09/30/22	09/30/25
FARMERS MERCHANTS	CD	Purchase	250,000	250,000	3.750%	09/28/22	09/29/25
FIRST NATL BK	CD	Purchase	250,000	250,000	3.750%	09/30/22	09/30/25
FORBRIGHT BK	CD	Purchase	250,000	250,000	3.500%	09/16/22	09/16/25
JEFFERSON FINL FCU	CD	Purchase	250,000	250,000	4.150%	09/29/22	09/29/25
KEMBA FINL CR UN	CD	Purchase	250,000	250,000	4.000%	09/21/22	09/22/25
NUMERICA CR UN	CD	Purchase	250,000	250,000	4.200%	09/30/22	09/30/25
VYSTAR CR UN	CD	Purchase	250,000	250,000	4.350%	09/30/22	09/30/25
FHLB	Gov. Sec.	Maturity	6,000,000	6,021,482	2.000%	09/09/22	09/09/22
ALLY BANK MIDVALE	CD	Maturity	250,000	250,000	1.850%	09/19/22	09/19/22
USALLIANCE FED CR	CD	Maturity	250,000	250,000	1.950%	09/30/22	09/30/22

PORTFOLIO DATA

Current Month (09/22)

	Book	Market
CD'S	\$ 16,245,000	\$ 15,738,360
Gov't Securities*	138,724,630	131,664,480
Municipal Securities	40,070,000	36,705,918
LAIF	74,651,233	74,651,233
Sweep Account (Union Bank)	31,983,745	31,983,745
TOTAL	\$ 301,674,608	\$ 290,743,736

Prior Month (08/22)

	Book	Market
CD'S	\$ 13,995,000	\$ 13,709,007
Gov't Securities*	142,778,996	137,433,765
Municipal Securities	35,755,000	33,346,444
LAIF	74,651,233	74,651,233
Sweep Account (Union Bank)	33,471,209	33,471,209
TOTAL	\$ 300,651,438	\$ 292,611,658

Three Months Previous (06/22)

	Book	Market
CD'S	\$ 12,495,000	\$ 12,207,735
Gov't Securities*	131,232,711	127,006,620
Municipal Securities	25,000,000	23,571,510
LAIF	74,511,731	74,511,731
Sweep Account (Union Bank)	71,690,282	71,690,282
TOTAL	\$ 314,929,724	\$ 308,987,878

Six Months Previous (03/22)

	Book	Market
CD'S	\$ 10,995,000	\$ 10,863,747
Gov't Securities*	131,597,608	128,547,760
Municipal Securities	9,465,000	9,118,120
LAIF	74,453,060	74,453,060
Sweep Account (Union Bank)	53,645,114	53,645,114
TOTAL	\$ 280,155,782	\$ 276,627,801

One Year Previous (09/21)

	Book	Market
CD'S	\$ 10,485,000	\$ 10,597,638
Gov't Securities*	115,635,804	116,424,468
Municipal Securities	5,900,000	5,897,353
LAIF	74,364,940	74,364,940
Sweep Account (Union Bank)	45,529,596	45,529,596
TOTAL	\$ 251,915,340	\$ 252,813,995

*Adjusted Quarterly for Premium/Discount Amortization

**City of Clovis
Certificates of Deposit
As of September 30, 2022**

AGENDA ITEM NO. 5.

Negotiable CDs	COST	MARKET PRICE	INTEREST RATE	INVEST DATE	MATURITY DATE	MATURITY FROM 09/30/22	INTEREST FREQUENCY
Morgan Stanley Bank	250,000	249,872.50	2.100%	10/17/19	10/17/22	17	MONTHLY
Lafayette Fed Cr Un	250,000	249,515.00	1.700%	11/22/19	11/22/22	53	MONTHLY
Live Oak Banking Co.	250,000	249,290.00	1.750%	12/11/19	12/12/22	73	QUARTERLY
Wells Fargo Natl Bk West	250,000	249,300.00	1.800%	12/13/19	12/13/22	74	QUARTERLY
Valley Cent Svgs Bk	250,000	248,725.00	1.700%	01/15/20	01/17/23	109	QUARTERLY
Sallie Mae Bank	250,000	248,752.50	1.900%	01/23/20	01/23/23	115	QUARTERLY
Servisfirst Bank	250,000	248,000.00	1.600%	02/21/20	02/21/23	144	MONTHLY
Celtic Bank	250,000	247,487.50	1.550%	03/13/20	03/13/23	164	MONTHLY
Axos Bank	250,000	247,160.00	1.550%	03/26/20	03/27/23	178	MONTHLY
Nicolet Natl Bank	250,000	246,552.50	0.900%	03/27/20	03/27/23	178	MONTHLY
Centerstate Bank	250,000	246,302.50	0.900%	03/30/20	03/30/23	181	MONTHLY
Bank Leumi	250,000	246,962.50	1.450%	03/31/20	03/31/23	182	MONTHLY
Discover Bank	250,000	246,945.00	1.350%	04/02/20	04/03/23	185	MONTHLY
Berkshire Bank	250,000	246,667.50	1.300%	04/08/20	04/06/23	188	MONTHLY
American Express	250,000	246,157.50	1.100%	04/21/20	04/21/23	203	MONTHLY
New York Cmnty Bank	250,000	238,905.00	0.350%	12/11/20	12/11/23	437	QUARTERLY
Transportation Alliance Bk	250,000	236,072.50	0.250%	03/12/21	03/12/24	529	QUARTERLY
Preferred Bank	250,000	235,720.00	0.250%	03/25/21	03/25/24	542	QUARTERLY
Bankunited Natl Assn	245,000	231,525.00	0.450%	03/31/21	04/01/24	549	QUARTERLY
Greenstate Credit Union	250,000	234,295.00	0.450%	06/16/21	06/17/24	626	QUARTERLY
Eaglemark Savings Bank	250,000	233,835.00	0.400%	06/30/21	06/28/24	637	QUARTERLY
Texas Exchange Bk	250,000	233,935.00	0.500%	07/09/21	07/09/24	648	QUARTERLY
BMW Bk North Amer	250,000	233,697.50	0.550%	07/30/21	07/30/24	669	QUARTERLY
Toyota Finl Svgs	250,000	233,187.50	0.650%	09/09/21	09/09/24	710	QUARTERLY
State Bk India	250,000	232,990.00	0.650%	09/17/21	09/17/24	718	QUARTERLY
Ubs Bank Usa	250,000	231,907.50	0.750%	11/17/21	11/18/24	780	QUARTERLY
Webbank Salt Lake City	250,000	231,782.50	0.750%	11/29/21	11/29/24	791	QUARTERLY
Medallion Bank Salt Lake City	250,000	231,960.00	0.900%	12/20/21	12/20/24	812	QUARTERLY
Beal Bank	250,000	231,702.50	0.950%	01/19/22	01/15/25	838	QUARTERLY
Mountian Amer Fed	250,000	245,025.00	3.450%	08/31/22	02/28/25	882	QUARTERLY
Barclays Bk	250,000	234,930.00	1.700%	03/09/22	03/10/25	892	QUARTERLY
Goldman Sachs Bk	250,000	234,642.50	1.650%	03/09/22	03/10/25	892	QUARTERLY
Safra National Bk	250,000	236,450.00	2.000%	03/23/22	03/24/25	906	QUARTERLY
Pentagon Federal Cr Un	250,000	236,282.50	2.000%	03/28/22	03/28/25	910	QUARTERLY
Beal Bank	250,000	237,485.00	2.200%	04/06/22	04/02/25	915	QUARTERLY
JP Morgan Chase	250,000	239,210.00	2.500%	04/08/22	04/08/25	921	QUARTERLY
First Natl Bank	250,000	245,787.50	2.200%	04/12/22	04/11/25	924	QUARTERLY
One Community Bank	250,000	240,075.00	2.700%	04/29/22	04/29/25	942	QUARTERLY
Americu Credit Union	250,000	240,652.50	2.800%	05/02/22	05/02/25	945	QUARTERLY
Synchrony Bank Retail	250,000	242,382.50	3.100%	05/20/22	05/20/25	963	QUARTERLY
Connexus Credit Union	250,000	241,640.00	3.000%	05/26/22	05/27/25	970	QUARTERLY
Bmo Harris Bank	250,000	242,430.00	3.150%	06/17/22	06/17/25	991	QUARTERLY
Saco Biddeford	250,000	240,507.50	2.850%	06/17/22	06/17/25	991	QUARTERLY
Baxter Credit Union	250,000	250,000.00	3.400%	06/28/22	06/30/25	1,004	QUARTERLY
Capital One Bank	250,000	243,647.50	3.350%	06/29/22	06/30/25	1,004	QUARTERLY
American First Cr Un	250,000	242,850.00	3.250%	07/15/22	07/15/25	1,019	QUARTERLY
Trustone Financial Cr Un	250,000	242,822.50	3.250%	07/19/22	07/21/25	1,025	QUARTERLY
American Natl Bank	250,000	241,757.50	3.100%	07/27/22	07/28/25	1,032	QUARTERLY
TCM Bank	250,000	243,417.50	3.350%	07/28/22	07/28/25	1,032	QUARTERLY
Generations Bank	250,000	243,730.00	3.400%	08/03/22	08/04/25	1,039	QUARTERLY
Direct Fed Credit	250,000	243,275.00	3.500%	08/17/22	08/18/25	1,053	QUARTERLY
Resource One Credit	250,000	242,937.50	3.300%	08/17/22	08/18/25	1,053	QUARTERLY
Connext Credit	250,000	244,217.50	3.500%	08/31/22	08/29/25	1,064	QUARTERLY
Skyone Fed Credit	250,000	244,885.00	3.600%	08/30/22	09/02/25	1,068	QUARTERLY
Credit Union of Texas	250,000	244,852.50	3.600%	09/14/22	09/15/25	1,081	QUARTERLY
Forbright Bank	250,000	244,120.00	3.500%	09/16/22	09/16/25	1,082	QUARTERLY
Ally Bank Sandy Utah	250,000	247,932.50	4.050%	09/29/22	09/19/25	1,085	QUARTERLY
Alabama Credit Union	250,000	244,780.00	3.600%	09/20/22	09/22/25	1,088	QUARTERLY
Kemba Finl Credit Union	250,000	247,567.50	4.000%	09/21/22	09/22/25	1,088	QUARTERLY
Farmers Merchants	250,000	245,792.50	3.750%	09/28/22	09/29/25	1,095	QUARTERLY
Jefferson Finl FCU	250,000	248,597.50	4.150%	09/29/22	09/29/25	1,095	QUARTERLY
Dort Finl Credit Union	250,000	247,547.50	4.000%	09/30/22	09/30/25	1,096	QUARTERLY
First National Bank	250,000	237,275.00	3.625%	09/30/22	09/30/25	1,096	QUARTERLY
Numerica Credit Union	250,000	249,650.00	4.200%	09/30/22	09/30/25	1,096	QUARTERLY
Vystar Credit Union	250,000	250,000.00	4.350%	09/30/22	09/30/25	1,096	QUARTERLY
Negotiable CD TOTAL	\$ 16,245,000	\$ 15,738,360					
CD TOTAL	\$ 16,245,000	\$ 15,738,360					

**City of Clovis
Municipal Securities
As of September 30, 2022**

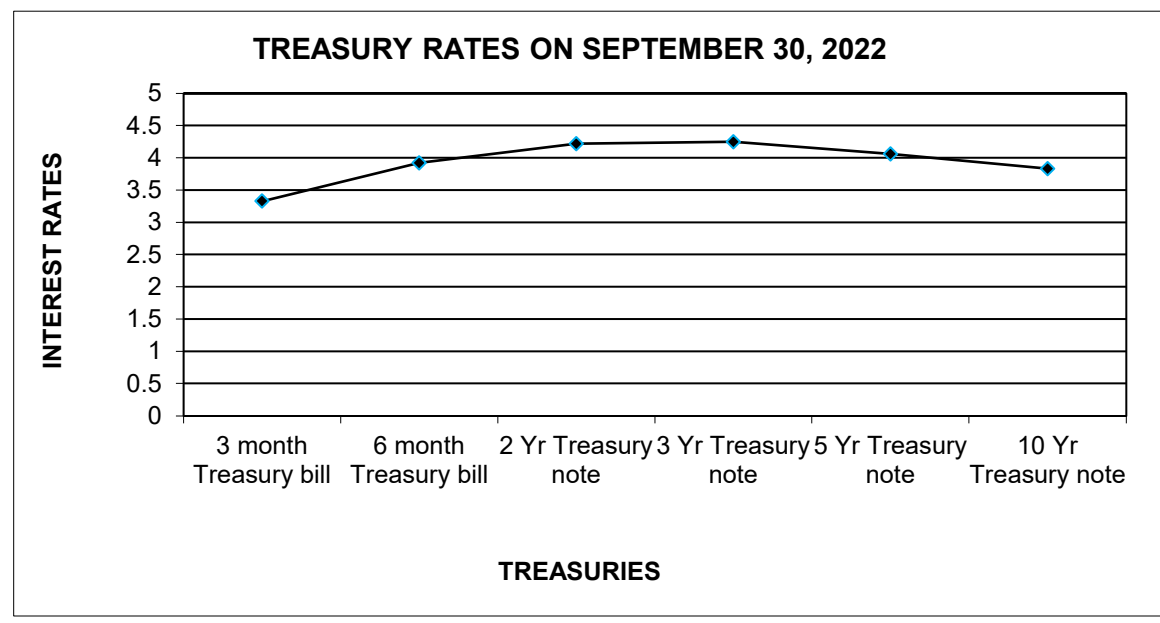
AGENDA ITEM NO. 5.

<u>Municipal Securities</u>	<u>COST</u>	<u>MARKET PRICE</u>	<u>INTEREST RATE</u>	<u>INVEST DATE</u>	<u>MATURITY DATE</u>	<u>MATURITY FROM 09/30/22</u>	<u>INTEREST FREQUENCY</u>
Huntington Beach Pension Bond	1,000,000	972,260	0.381%	04/01/21	06/15/23	258	QUARTERLY
Fresno Unified Taxable Go Ref Bond	500,000	484,680	0.462%	09/30/20	08/01/23	305	QUARTERLY
Pomona Cali Uni Sch Dist Go Bond	815,000	790,501	0.534%	10/20/20	08/01/23	305	QUARTERLY
San Jose CA USD Ref Bond	775,000	749,758	0.221%	01/20/21	08/01/23	305	QUARTERLY
Vista CA USD Ref Bond	750,000	725,325	0.221%	01/23/20	08/01/23	305	QUARTERLY
William Hart Cali HS Go Bond	1,000,000	969,380	0.366%	12/23/20	08/01/23	305	QUARTERLY
Jefferson Cali Elem Sch Dist Go Bond	710,000	684,823	0.399%	10/27/20	09/01/23	336	QUARTERLY
Santa Rosa Calif Watr Ref Bond	350,000	338,380	0.578%	12/01/20	09/01/23	336	QUARTERLY
California St Univ Ref Bond	3,455,000	3,324,539	0.475%	04/01/22	11/01/23	397	QUARTERLY
San Diego CA Convention Ref Bond	1,450,000	1,390,855	1.527%	08/18/22	04/15/24	563	QUARTERLY
Santa Ana College Ref Bond	440,000	411,022	0.644%	12/17/21	08/01/24	671	QUARTERLY
University CA Rev Bond	1,000,000	963,180	4.350%	09/15/22	05/15/25	958	QUARTERLY
Antelope Valley CA Ref Bond	750,000	694,058	1.767%	05/12/22	08/01/25	1,036	QUARTERLY
Chabot Las Positas Cmnty Clg Bond	1,490,000	1,347,929	0.880%	04/29/22	08/01/25	1,036	QUARTERLY
Santa Ana CCD Ref Bond	250,000	224,688	0.744%	05/12/22	08/01/25	1,036	QUARTERLY
Los Angeles CA USD Ref Bond	1,000,000	882,710	1.455%	11/15/21	07/01/26	1,370	QUARTERLY
Chabot Las Positas Cmnty Clg CA	3,505,000	3,083,944	1.080%	07/27/22	08/01/26	1,401	QUARTERLY
Chaffey CA High School Ref Bond	1,565,000	1,449,722	2.475%	06/30/22	08/01/26	1,401	QUARTERLY
Huntington Beach HS Dist Ref Bond	3,305,000	2,907,706	1.208%	04/29/22	08/01/26	1,401	QUARTERLY
Placentia Yorba USD Ref Bond	1,110,000	973,759	1.070%	05/31/22	08/01/26	1,401	QUARTERLY
San Diego CA Cmnty Ref Bond	470,000	433,443	2.299%	04/29/22	08/01/26	1,401	QUARTERLY
San Ramon Valley CA USD Ref Bond	2,125,000	1,874,654	1.147%	11/03/21	08/01/26	1,401	QUARTERLY
Sonoma Cnty Jr College Ref Bond	2,000,000	1,855,380	2.447%	06/30/22	08/01/26	1,401	QUARTERLY
San Diego CA Pub Facs Ref Bond	1,625,000	1,449,776	1.812%	08/18/22	10/15/26	1,476	QUARTERLY
El Dorado CA Irr Dist Ref Bond	1,175,000	1,031,074	1.687%	08/18/22	03/01/27	1,613	QUARTERLY
Contra Costa Ref Bond	880,000	782,698	2.163%	09/15/22	08/01/27	1,766	QUARTERLY
Fremont CA USD Ref Bond	1,140,000	1,004,215	2.000%	05/31/22	08/01/27	1,766	QUARTERLY
Saddleback VY Uni Ref Bond	3,000,000	2,711,580	2.400%	08/10/22	08/01/27	1,766	QUARTERLY
San Ramon Valley Ref Bond	1,435,000	1,239,410	3.415%	09/15/22	08/01/27	1,766	QUARTERLY
Santa Monica Cmnty Clg Ref Bond	1,000,000	954,470	3.050%	09/15/22	08/01/27	1,766	QUARTERLY
Mun. Securities TOTAL	<u>\$ 40,070,000</u>	<u>\$ 36,705,918</u>					
Municipal Securities TOTAL	<u>\$ 40,070,000</u>	<u>\$ 36,705,918</u>					

**CITY OF CLOVIS
FINANCE DEPARTMENT
SEPTEMBER 30, 2022 TREASURY RATES**

Treasury Rates as of September 30, 2022

3 month Treasury bill	3.33
6 month Treasury bill	3.92
2 Yr Treasury note	4.22
3 Yr Treasury note	4.25
5 Yr Treasury note	4.06
10 Yr Treasury note	3.83



As indicated in the above graph, treasuries increase from 3-month to 3-year notes, then decrease to 10-year notes.



CITY *of* CLOVIS

REPORT TO THE CITY COUNCIL

TO: Mayor and City Council
 FROM: Finance Department
 DATE: February 6, 2023
 SUBJECT: Finance – Receive and File – Treasurer’s Report for the Month of September 2022.

ATTACHMENTS: 1. Summary of Cash Balances
 2. Summary of Investment Activity
 3. Investments with Original Maturities Exceeding One Year

CONFLICT OF INTEREST

Councilmembers should consider recusal if a campaign contribution exceeding \$250 has been received from the project proponent (developer, applicant, agent, and/or participants) since January 1, 2023 (Government Code 84308).

EXECUTIVE SUMMARY

Attached for the Council’s information is the Treasurer’s Report for the month ended September 30, 2022.

Pursuant to Section 41004 of the Government Code of the State of California, the City Treasurer is required to submit a monthly report of all receipts, disbursements, and fund balances. Attachment 1 provides a summary of the beginning balance, total receipts, total disbursements, ending balance for all funds, and a listing, by fund, of all month end fund balances. Attachment 2 summarizes the investment activity for the month and distribution, by type of investment, held by the City. Attachment 3 lists all investments with original maturities exceeding one year as of the month ended September 30, 2022.

Prepared by: Jeffrey Blanks, Deputy Finance Director

Reviewed by: City Manager *AA*

City of Clovis
Statement of Cash Balances
As of September 30, 2022

Previous Balance	\$	7,758,399.97
Deposits		29,843,526.53
Disbursements		<u>(31,919,950.98)</u>
Current Balance	\$	<u><u>5,681,975.52</u></u>

<u>FUNDS</u>	<u>BALANCE</u>
100 General Fund	\$ 11,654,348.60
201 Local Transportation	18,292,802.08
202 Parking and Business Improvements	136,875.79
203 Off Highway Use	71,569.10
204 Community Facilities District 2020-1	98,100.14
205 Senior Citizen Memorial Trust	55,388.79
207 Landscape Assessment District	6,160,082.93
208 Blackhorse III (95-1) Assessment District	97,010.87
301 Park & Recreation Acquisition	13,113,830.67
305 Refuse Equipment Reserve	2,263,571.53
310 Special Street Deposit Fund	44,591,180.47
313 Successor Agency	481,120.96
314 Housing Successor Agency	1,360,120.72
402 1976 Fire Bond Redemption	25,475.23
404 1976 Sewer Bond Redemption Fund	413,182.63
501 Community Sanitation Fund	16,078,846.00
502 Sewer Service Fund	36,578,148.50
504 Sewer Capital Projects-Users	481,973.44
506 Sewer Capital Projects-Developer	7,186,608.94
507 Water Service Fund	42,579,101.37
508 Water Capital Projects-Users	7,138,035.13
509 Water Capital Projects-Developer	15,590,788.71
515 Transit Fund	3,497,058.80
540 Planning & Development Services	16,117,230.31
601 Property & Liability Insurance	339,346.76
602 Fleet Maintenance	22,219,355.94
603 Employee Benefit Fund	3,716,289.80
604 General Government Services	26,155,887.89
605 Facilities Maintenance	4,062,730.09
606 Information Technology	6,192,558.09
701 Curb & Gutter Fund	163,288.56
703 Payroll Tax & Withholding Fund	867,386.97
712 Temperance/Barstow Assmt Dist (98-1)	77,053.67
713 Shepherd/Temperance Assmt Dist (2000-1)	5,802.12
715 Supp Law Enforcement Serv	(24.77)
716 Asset Forfeiture	214,845.65
720 Measure A-Public Safety Facility Tax	1,609.43
736 SA Admin Trust Fund	1,421.40
741 SA Debt Service Trust Fund	(724,559.41)
747 Housing Successor Trust Fund	1,137.98
SUBTOTALS	<u>\$ 307,356,581.88</u>
999 Invested Funds	<u>(301,674,606.36)</u>
TOTAL	<u><u>\$ 5,681,975.52</u></u>

City of Clovis
Summary of Investment Activity
For the month of September 30, 2022

<hr/> <hr/>		
<u>Balance of Investments Previous Month End</u>		<u>\$300,651,436.61</u>
<u>Time Certificates of Deposit Transactions</u>		
Investments	2,750,000.00	
Withdrawals	<u>(500,000.00)</u>	
Total CD Changes		2,250,000.00
<u>Other Changes</u>		
Government Securities	(4,054,366.00)	
Local Agency Investment Fund	0.00	
Municipal Securities	4,315,000.00	
Sweep Account	<u>(1,487,464.25)</u>	
Total Other Changes		<u>(1,226,830.25)</u>
Balance of Investments Current Month End		<u>\$ 301,674,606.36</u>

City of Clovis
Distribution of Investments
As of September 30, 2022

<hr/> <hr/>	
Insured CD's	16,245,000.00
Government Securities	138,724,628.85
US Treasury Notes	0.00
Local Agency Investment Fund	74,651,232.78
Municipal Securities	40,070,000.00
Sweep Account	<u>31,983,744.73</u>
Investment Total	<u>\$ 301,674,606.36</u>

City of Clovis
Original Maturities Exceeding One Year
As of September 30, 2022

Institution	Face Value	Investment Balance At Amortized Cost	Maturity	Stated Rate
FFCB	3,000,000.00	2,995,775	10/11/2022	1.375%
FFCB	5,000,000.00	5,002,455	10/13/2022	1.600%
FHLB	8,000,000.00	8,014,455	12/9/2022	1.875%
FHLB	5,000,000.00	5,015,560	12/9/2022	1.875%
FAMCMTN	8,500,000.00	8,517,404	2/27/2023	1.350%
FHLB	13,000,000.00	13,233,882	3/10/2023	2.125%
FHLB	5,000,000.00	5,106,310	3/10/2023	2.125%
FFCB	5,000,000.00	5,000,000	3/1/2024	0.250%
FHLB	5,000,000.00	4,998,321	3/8/2024	3.625%
FFCB	2,000,000.00	1,995,012	3/8/2024	0.300%
FHLB	2,000,000.00	1,999,258	3/18/2024	0.350%
FHLB	5,000,000.00	5,000,000	6/7/2024	1.050%
FHLB	5,000,000.00	4,975,169	11/15/2024	1.750%
FHLB	4,000,000.00	3,983,740	2/28/2025	2.750%
FAMCMTN	4,000,000.00	4,000,000	4/25/2025	0.750%
FAMCMTN	4,000,000.00	3,956,650	7/28/2025	0.600%
FHLB	5,000,000.00	5,000,000	8/28/2025	0.580%
FHLB	5,000,000.00	4,956,740	9/8/2025	0.750%
FFCB	5,000,000.00	4,968,743	2/11/2026	0.940%
FHLB	4,000,000.00	3,933,616	2/24/2026	1.150%
FHLB	5,000,000.00	4,971,593	9/28/2026	1.250%
FHLB	4,000,000.00	3,649,200	10/28/2026	2.125%
FHLB	6,000,000.00	5,989,499	11/24/2026	1.020%
FHLB	5,000,000.00	5,113,093	12/11/2026	0.900%
FHLB	4,500,000.00	4,043,250	2/24/2027	2.375%
FHLB	5,000,000.00	4,574,856	2/24/2027	1.020%
FHLB	4,000,000.00	3,730,049	2/26/2027	3.250%
FHLB	4,000,000.00	4,000,000	3/8/2027	3.600%



CITY *of* CLOVIS

REPORT TO THE CITY COUNCIL

TO: Mayor and City Council

FROM: Finance Department

DATE: February 6, 2023

SUBJECT: Finance – Receive and File – Status Report of Development Fee Funds for the fiscal year ended June 30, 2022.

ATTACHMENTS: None.

CONFLICT OF INTEREST

Councilmembers should consider recusal if a campaign contribution exceeding \$250 has been received from the project proponent (developer, applicant, agent, and/or participants) since January 1, 2023 (Government Code 84308).

RECOMMENDATION

That the Council receive and file the report on the status of the development fee funds.

EXECUTIVE SUMMARY

State law (Government Code Section 66006) requires that local agencies shall make available to the public certain information relative to development impact fees.

BACKGROUND

Per law, the City is providing account information relative to development impact fees. This information includes the following:

1. A description of the fee.
2. The amount of the fee.
3. The beginning and ending balance of the fee account.
4. The amount of the fee collected and interest earned.
5. Identification of the public improvements for which the fee was expended, the amount of the expenditure and the percentage funded by the fee.
6. The date by which construction will begin if sufficient funds are available.
7. A description of each fund transfer or loan from the account.
8. The amount of refunds made of unexpended funds once all projects for which the fee was imposed are complete.

The City of Clovis has established the following development fees that are collected at various stages of the development process:

1. Sewer Major Facilities Fee
2. Sewer Oversize Acreage Fee
3. Sewer Front Footage Fee
4. Water Major Facilities Fee
5. Water Oversize Acreage Fee
6. Water Front Footage Fee
7. Water Supply Fee
8. Community Sanitation Fee
9. Park Acquisition and Development Fee
10. Major Street Fees
 - Outside Travel Lane Fee
 - Center Travel Lane Fee
 - Traffic Signal Fee
 - Bridge Fee
 - Quad Intersection Fee
 - Underground Overhead Utilities Fee
 - Street Fee Administration Charge
11. Fire Department Fee
12. Police Department Fee
13. Library Facilities Fee

The following is the required information provided for each of the above fees for fiscal year 2021-22:

1. **Sewer Major Facilities Fee:** The Sewer Major Facilities Fee is for the construction of the Clovis Sewage Treatment Water Reuse Facility (STWRF) and the capital improvement costs required for upgrading of the Regional Sewer Treatment Plant, as well as debt service payments related to the bond issues to construct the improvements. The fee for 2021-22 was \$8,109 per equivalent dwelling unit (EDU). Most of these funds are committed to repayment of Sewer Bonds.

Beginning Balance 2021-22	\$1,972,285
Plus: Fee Revenue	8,766,645
Interest	36,678
Less: Expenditures	6,521,679
Transfers out: Debt Service	430,000
Transfers out: Projects	<u>270,000</u>
Ending Balance 2021-22	\$3,553,929

2. **Sewer Oversize Fee:** The Sewer Oversize Fee is for sewer mains greater than 8" in diameter, and/or mains 8" in diameter or greater that are installed deeper than 8', to provide adequate capacity for future development. The fee for 2021-22 was \$1,035 per gross acre. The fee is used to reimburse developers who have installed the lines. Disbursement is made based on the developer's claim.

Beginning Balance 2021-22	\$79,452
Plus: Fee Revenue	84,081

Less: Expenditures	<u>0</u>
Ending Balance 2021-22	\$163,533

3. **Sewer Front Footage Fee:** The Sewer Front Footage Fee is for the reimbursement of sewer mains previously installed. The fee for 2021-22 was \$19.69 per linear foot. The fee is used to reimburse developers who have installed the lines. Disbursement is made based on the developer's claim.

Beginning Balance 2021-22	\$1,661,054
Plus: Fee Revenue	172,903

Less: Expenditures	<u>0</u>
Ending Balance 2021-22	\$1,833,957

4. **Water Major Facilities Fee:** The Water Major Facilities Fee is for the construction of water wells, well site acquisitions, well head treatment, auxiliary power systems, reservoirs, surface-water treatment facilities, and debt service payments related to bond issues to construct the improvements. The fee for 2021-22 was \$5,206 per unit. The transfer in from the Water Enterprise represents the Enterprise customers' share of debt service on the surface water treatment plant.

Beginning Balance 2021-22	\$6,748,602
Plus: Fee Revenue	5,505,440
Interest	103,724
Transfers In: Debt Service	750,000

Less: Expenditures	<u>3,541,607</u>
Ending Balance 2021-22	\$9,566,159

5. **Water Oversize Fee:** The Water Oversize Fee is to provide reimbursement for the oversize cost increment of water mains 12" in diameter or greater than must be installed to insure adequate pressure and volume throughout the system. The fee for 2021-22 was \$1,463 per gross acre. The fee is used to reimburse developers who have installed the lines. Disbursement is made based on the developer's claim.

Beginning Balance 2021-22	\$665,299
Plus: Revenue	170,769
Less: Expenditures	<u>0</u>
Ending Balance 2021-22	\$836,068

6. **Water Front Footage Fee:** The Water Front Footage Fee is for reimbursement of water mains previously installed. The fee for 2021-22 was \$23.83 per linear foot. The fee is used to reimburse developers who have installed the lines. Disbursement is made based on the developer's claim.

Beginning Balance 2021-22	\$2,427,169
Plus: Revenue	305,678
Less: Expenditures	<u>0</u>
Ending Balance 2021-22	\$2,732,847

7. **Water Supply Fee:** The Water Supply Fee pays for the cost to acquire additional water supply for properties with development intensities that will exceed the current water entitlement. For properties within the Fresno Irrigation District (FID), the entitlement is 2.1 acre-feet/year. The current cost to acquire annual water supply is \$5,500 per acre-foot.

Beginning Balance 2021-22	\$1,503,759
Plus: Revenue	1,069,026
Less: Expenditures	<u>1,500,000</u>
Ending Balance 2021-22	\$1,072,785

8. **Community Sanitation Fee:** The Community Sanitation Fee is for the purchase of toters, commercial bins, disposal trucks, and street sweeping equipment. The fee for 2021-22 was \$429 per EDU for single family and \$242 per EDU for multi-family, commercial, and churches. The fee is transferred to the Refuse Enterprise as purchases are made.

Beginning Balance 2021-22	\$1,708,458
Plus: Revenue	430,531
Interest	19,795
Less: Expenditures	60,078
Transfers Out	<u>150,000</u>
Ending Balance 2021-22	\$1,948,706

9. **Park Acquisition and Development Fee:** The Park Acquisition and Development Fee is for the purchase of parkland and the construction of improvements for regional and community parks. The fee for 2021-22 was \$4,766 per EDU.

Beginning Balance 2021-22	\$9,920,834
Plus: Revenue - Fees	2,173,912
Interest	103,902
Other-Grants	468,960
Less: Expenditures	<u>2,665,245</u>
Ending Balance 2021-22	\$10,002,363

10. **Major Street Fees:** The Street fees include fees for center travel lane improvements, outside travel lane improvements, construction of bridges, construction of traffic signals, under-grounding of utilities, quad intersections, and administration. The fees are specific to certain areas within the City based on the infrastructure requirements and development characteristics of the areas.

Outside Travel Lane Fee: The fee is to reimburse developers for Outside Travel Lane improvements that were constructed with their project in excess of the development's proportionate share.

Center Travel Lane Fee: The fee is to reimburse developers for Center Travel Lane improvements that were constructed with their project, in excess of the development's proportionate share.

Traffic Signal Fee: The fee is for the reimbursement for the cost to install traffic signals either by the City or developers in excess of the development's proportionate share.

Bridge Fee: The fee is for the reimbursement for the cost to construct bridges and culverts either by the City or developers in excess of the development's proportionate share.

Quad Intersection Fee: The fee is for the reimbursement for the cost to construct quad intersection improvements either by the City or developers in excess of the development's proportionate share.

Undergrounding Overhead Utilities: The fee provides a funding source for the City to underground existing overhead utilities or to reimburse developers for the undergrounding of existing overhead utilities in excess of the development's proportionate share. Under-grounding of existing overhead utilities includes the undergrounding along certain arterial and collector streets.

Beginning Balance 2021-22	\$11,471,972
Plus: Revenue	5,381,941
Less: Expenditures	<u>149,563</u>
Ending Balance 2021-22	\$16,704,350

Street Fee Administration Charge: Administrative charges for the administrative work performed by the City staff to collect, track, and reimburse the street fees program and has come from interest earnings. Interest earnings has also covered applicable interest charges on developer’s reimbursement requests. The fee for 2021-22 is 1.5% of all street fees collected.

Beginning Balance 2021-22	\$(80,863)
Adjustment to Beginning Balance	154,210
Plus: Revenue – Fees	99,409
Interest	357,610
Less: Expenditures	<u>384,096</u>
Ending Balance 2021-22	\$146,270

11. **Fire Department Fee:** The Fire Department Fee was established in June 1997 to construct, equip and furnish fire stations. The fee for 2021-22 was \$1,568 per EDU.

Beginning Balance 2021-22	\$401,006
Plus: Revenue	1,687,842
Less: Expenditures	<u>0</u>
Ending Balance 2021-22	\$2,088,848

12. **Police Department Fee:** The Police Department Fee was established in May 2000 for development to contribute to providing police equipment and facilities as community growth requires. The fee for 2021-22 was \$759 per EDU.

Beginning Balance 2021-22	\$1,074,378
Plus: Revenue	785,501
Less: Expenditures	<u>0</u>
Ending Balance 2021-22	\$1,859,879

- 13. Library Facilities Fee:** The Library Facilities Fee was established in April 2008 to provide a portion of the funding needed to provide library facilities within the City of Clovis. The fee for 2021-22 was \$632 per unit for single-family and \$517 per unit for multi-family and assisted living/group homes.

Beginning Balance 2021-22	\$1,679,122
Plus: Revenue	546,470
Less: Expenditures	<u>1,888,392</u>
Ending Balance 2021-22	\$337,200

FISCAL IMPACT

This report provides a status of the development fees charged by the City. It provides an indication of available balances for projects or reimbursements where applicable.

REASON FOR RECOMMENDATION

The fiscal report is for information only and no action is required.

ACTIONS FOLLOWING APPROVAL

Copies of the report will be made available to any member of the public who requests a copy.

Prepared by: Jeffrey Blanks, Deputy Finance Director

Reviewed by: City Manager AA



CITY *of* CLOVIS

REPORT TO THE CITY COUNCIL

TO: Mayor and City Council

FROM: General Services Department

DATE: February 6, 2023

SUBJECT: General Services – Approval – Res. 23-____, Amending the City’s Classification and Compensation Plans by Revising the Sanitation Operator Classification with a Salary Range of \$4,692 to \$5,704 per month and Revising the Senior Sanitation Operator Classification.

ATTACHMENTS: 1. Resolution – Classification and Compensation Plan Revisions

CONFLICT OF INTEREST

Councilmembers should consider recusal if a campaign contribution exceeding \$250 has been received from the project proponent (developer, applicant, agent, and/or participants) since January 1, 2023 (Government Code 84308).

RECOMMENDATION

For City Council to approve a resolution authorizing amendments to the City’s Classification and Compensation Plans by revising the Sanitation Operator classification with a salary range of \$4,692 to \$5,704 per month and revising the Senior Sanitation Operator classification.

EXECUTIVE SUMMARY

It is necessary to revise both the Sanitation Operator and the Senior Sanitation Operator classifications to more clearly define the definition, class characteristics, education and experience requirements of each position. The Sanitation Operator is the entry level classification for the refuse collection classification series but has not been used in many years and therefore is being updated. The recommended salary range for the Sanitation Operator is \$4,692 to \$5,704 per month. After several years in the entry level classification, the incumbent may be eligible to flex into the Senior Sanitation Operator position. The Sanitation Operator position was previously approved in the FY 22-23 Position Allocation Plan.

BACKGROUND

An analysis of both the Sanitation Operator and the Senior Sanitation Operator classifications recently conducted identified a need to revise both classifications. The Sanitation Operator is an existing classification to the refuse collection classification series, that has not been filled in many years. This classification was previously added to the FY 22-23 City Position Allocation Plan to

allow for additional training and experience prior to promoting into the Senior Sanitation Operator position. The Sanitation Operator classification has been updated to comply with current practices with a recommended monthly salary range of \$4,692 to \$5,704.

It is also recommended that the Senior Sanitation Operator Classification be updated to reflect the current duties, experience and qualifications needed to perform in the position with an unchanged salary range of \$5,473 to \$6,653. During labor negotiations with the Clovis Public Works Employees Association (CPWEA) it was agreed upon to allow for the Senior Sanitation Operator classification to be a flexible staffed position. This allows the Sanitation Operator the opportunity for a promotion after the employee has been in the position for three (3) years and passes a written and practical exam.

The classification revisions have been reviewed by the Clovis Public Works Employees Association (CPWEA) bargaining unit who agree to the revisions. Revisions to these classifications are included in Attachment A of Attachment 1.

FISCAL IMPACT

The Sanitation Operator classification was added to the FY 22-23 Position Allocation Plan which now provides a mid-level position in the refuse collection series thereby allowing employees to obtain additional experience and training prior to a flex promotion to Senior Sanitation Operator. This entry level position will be approximately a \$9,400 savings in salary and benefits annually per employee hired in this position compared to the prior practice of testing and hiring straight into a Senior Sanitation Operator position.

REASON FOR RECOMMENDATION

The classifications listed will be revised to update the job duties, education and experience required for the classifications. Council approval is required to modify the current City's Classification and Compensation Plan. The ability to promote between the two classifications is specified in the Clovis Public Works Employees Association (CPWEA) Memorandum of Understanding (MOU).

ACTIONS FOLLOWING APPROVAL

The City's Classification and Compensation Plans will be updated to include the revised classifications.

Prepared by: Lori Shively, Personnel Risk Manager

Reviewed by: City Manager *AK*

RESOLUTION 23-

RESOLUTION OF THE CITY COUNCIL OF THE CITY OF CLOVIS APPROVING AMENDMENTS TO THE CITY'S CLASSIFICATION AND COMPENSATION PLANS BY REVISING THE SANITATION OPERATOR AND SENIOR SANITATION OPERATOR WITHIN THE PUBLIC UTILITIES DEPARTMENT

WHEREAS, it has been determined that it is necessary to update the Sanitation Operator and Senior Sanitation Operator classifications to support the needs of the Public Utilities Department; and

WHEREAS, amendments to the classification definition, class characteristics, duties, and education and experience are necessary in order to accurately depict the current scope of duties; and

WHEREAS, modification of the City's Classification and Compensation Plans requires authorization by the City Council.

NOW, THEREFORE, BE IT RESOLVED, that the City of Clovis shall modify the City's Classification and Compensation Plans to include both the updated Sanitation Operator Classification and Senior Sanitation Operator classification. The monthly salary range of the Sanitation Operator will be revised to \$4,692 to \$5,704 as noted in Attachment A.

* * * * *

The foregoing resolution was introduced and adopted at a regular meeting of the City Council of the City of Clovis held on February 6, 2023, by the following vote, to wit.

AYES:
NOES:
ABSENT:
ABSTAIN:

DATED: February 6, 2023

Mayor

City Clerk

City of Clovis
SANITATION OPERATOR
Monthly Salary \$4,692 to \$5,704

DEFINITION

Under close supervision, to perform manual labor in the loading and unloading of trucks used in the transportation of combustible and non-combustible refuse; to perform semi-skilled duties in the area of solid waste collection; to operate a solid waste collection truck in a residential or commercial zone; and to perform related work as required.

CLASS CHARACTERISTICS

Positions in this class are distinguished from the Senior Sanitation Operator in that the sanitation operator does not operate at an experienced level; and is assigned a lesser level of responsibility in the areas of driver duties, competency, safety and training. Incumbents may operate solid waste collection vehicles such as rear-loaders, front-loaders, side-loaders, sweepers, and the metal truck. Incumbents will also assist other crew members with solid waste operations. Positions in this class perform work which is highly structured, which seldom varies, and which is performed in accordance with established instructions. Incumbents receive thorough instructions when tasks are initially assigned and after training are expected to perform duties without constant supervision. Work is reviewed frequently upon completion and while in progress. Incumbents are expected to refer most variations in work to supervisor for instructions.

EXAMPLES OF DUTIES

Assist in the collection of residential and commercial refuse; perform manual labor as assigned to assist in solid waste operations; dump garbage and refuse into refuse trucks while covering a designated route in a residential or commercial zone; unload refuse trucks at the City landfill; service and perform repairs on refuse bins replace parts, welding and painting and inspecting bins for cracks, chipped paint, rust or missing parts; operate compaction and lift equipment on solid waste trucks, drive refuse trucks; move and empty trash bins using truck hydraulics; maneuver bins into lifting position; sweep and pick up litter; clean trucks and equipment; wash and wax trucks; grease lubricate equipment to keep in good working condition; tag overloaded bins; discuss service problems with supervisors and individuals along the assigned route; avoid and may remove road hazards or obstructions; perform a variety of manual duties as required; operate City vehicles; and perform related work as required.

TYPICAL QUALIFICATIONS

LICENSE REQUIRED

- Possession of a valid Class B California Driver's License and a good driving record.

EDUCATION AND EXPERIENCE

Education:

- High school diploma or equivalent.

ATTACHMENT A

- One (1) year work experience in maintenance operations.

QUALIFICATIONS

Knowledge of:

- Simple record keeping;
- Personal computer operation;
- Proper methods, materials, tools and equipment used in sanitation services and maintenance work;
- Appropriate safety precautions and procedures.

Ability to:

- Perform semi-skilled maintenance **and** repair ~~and construction~~ work;
- Follow a designated refuse collection route;
- Perform minor service and maintenance to refuse bins and equipment;
- Operate solid waste collection vehicles such as front-load, side-load, rear-load, ~~sweeper~~, and the metal truck, while observing legal and defensive driving practices;
- Maintain simple and accurate records;
- Understand and carry out oral and written instructions;
- Establish and maintain effective relationships with those contacted in the course of work.

SUPPLEMENTAL INFORMATION

PHYSICAL DEMANDS AND WORKING CONDITIONS

- Strength: Heavy work – lifting, carrying and/or pushing 100 pounds with frequent lifting and/or carrying of objects weighing up to 60 pounds.

City of Clovis
SENIOR SANITATION OPERATOR

DEFINITION

Under supervision, to lead and participate in the work of a crew assigned to collect combustible and non-combustible refuse along a designated route in a residential or commercial zone; to operate a solid waste collection truck in a residential or commercial zone; and to perform related work as required.

CLASS CHARACTERISTICS

Positions in this class are distinguished from Sanitation Operator by the assignment of a greater level of responsibility in the areas of driver duties, competency, safety, training, and experience level ~~truck operation and successful route completion~~. Incumbents assigned to a ~~one-person~~ solid waste collection vehicle regularly complete a route as sole operator. Positions in this class perform work which is highly structured, which seldom varies, and which is performed in accordance with established instructions. Incumbents receive thorough instructions when tasks are initially assigned and after training are expected to perform duties without constant supervision. Work is reviewed periodically upon completion and while in progress. Incumbents are expected to refer most variations in work to supervisor for instructions.

EXAMPLES OF DUTIES

Leads and trains members of a refuse collection crew; completes work logs and other paper work; performs minor service on refuse bins and toters; reports mechanical, operational and route problems; drives and operate front-loaded, rear-loaded, and side-loaded, loader, metal and ~~refuse and~~ dump trucks; collects and dumps garbage and refuse into refuse trucks while covering a designated route in a residential or commercial zone; tags overloaded residential trash containers; informs customer of weight limitations; places tags on doorknobs; refers problems to office by two-way radio; weighs trucks and submits weight reports to supervisor; unloads refuse trucks at the City landfill; cleans, washes and waxes collections trucks; grease equipment to keep in good working condition; operates compacting and lift equipment on solid waste ~~both side-loading and rear-loading refuse~~ trucks; moves and empties large trash bins and toters using truck hydraulics; discusses service problems with customers and supervisors; avoids and may remove road hazards or obstructions; operates City vehicles; and performs related work as required.

TYPICAL QUALIFICATIONS

LICENSE REQUIRED

- Possession of a valid Class B California Driver's License and a good driving record.

EDUCATION AND EXPERIENCE

Education:

- High school diploma or equivalent.
- ~~Equivalent of completion of the twelfth grade.~~

Experience:

- ~~One~~ Three (3) years of experience in fieldwork in refuse collection and disposal equivalent to the position of Sanitation Operator.

QUALIFICATIONS

Knowledge of:

- Simple record keeping;
- Personal computer operation;
- Proper methods, materials, tools and equipment used in refuse collection;
- General principles of supervision and training;
- Appropriate safety precautions and procedures.

Ability to:

- Operate all solid waste collection equipment such as a side-loaded, front loaded, ~~or~~ rear-loaded, refuse truck, the metal truck, and CCU Loader observing legal and defensive driving practices;
- Operate compacting equipment on a refuse truck;
- Perform minor service and maintenance to refuse truck and related equipment;
- Follow a designated refuse collection route;
- Maintain ~~simple~~ records;
- Provide training and direct the work of others;
- Understand and carry out oral and written instructions;
- Establish and maintain effective relationships with those contacted in the course of work

SUPPLEMENTAL INFORMATION

PHYSICAL DEMANDS AND WORKING CONDITIONS

- Strength: Heavy Work - Lifting, carrying and/or pushing 100 pounds with frequent lifting and/or carrying of objects weighing up to 60 pounds.



CITY *of* CLOVIS

REPORT TO THE CITY COUNCIL

TO: Mayor and City Council

FROM: Planning and Development Services

DATE: February 6, 2023

SUBJECT: Planning and Development Services – Approval – Final Acceptance for CIP 18-15, Villa Avenue Reconstruction, Barstow Avenue to Shaw Avenue.

ATTACHMENTS: 1. Vicinity Map

CONFLICT OF INTEREST

Councilmembers should consider recusal if a campaign contribution exceeding \$250 has been received from the project proponent (developer, applicant, agent, and/or participants) since January 1, 2023 (Government Code 84308).

RECOMMENDATION

For the City Council to accept the work performed as complete and to authorize the recording of the Notice of Completion.

EXECUTIVE SUMMARY

The project consisted of improvements on Villa Avenue from Barstow Avenue to Shaw Avenue, approximately ± 0.5 miles. The work performed included pulverizing/grinding asphalt paving, placing asphalt paving, removing, and replacing concrete drive approaches, ADA access ramps, and sidewalk, adjusting existing facilities to grade, installing traffic signal loop detectors, and striping and pavement markings.

BACKGROUND

Bids were received on July 12, 2022, and the project was awarded by the City Council to the low bidder, Dave Christian Construction Company, Inc. on August 1, 2022. The project was completed in accordance with the construction documents and the contractor has submitted a request for acceptance of the project.

FISCAL IMPACT

1.	Award	\$699,384.50
2.	Cost increases/decreases resulting from differences between estimated quantities used for award and actual quantities installed.	\$33,849.50
3.	Contract Change Orders	\$5,497.09

Final Contract Cost**\$768,731.09**

This project was approved in the Community Investment Program 2022-23 fiscal year budget and was funded by Surface Transportation Block Grant (STBG) funding.

REASON FOR RECOMMENDATION

The Public Utilities Department, the City Engineer, the Engineering Inspector, and the Project Engineer agree that the work performed by the contractor is in accordance with the project plans and specifications and has been deemed acceptable. The contractor, Dave Christian Construction Company, Inc. requested final acceptance from the City Council.

ACTIONS FOLLOWING APPROVAL

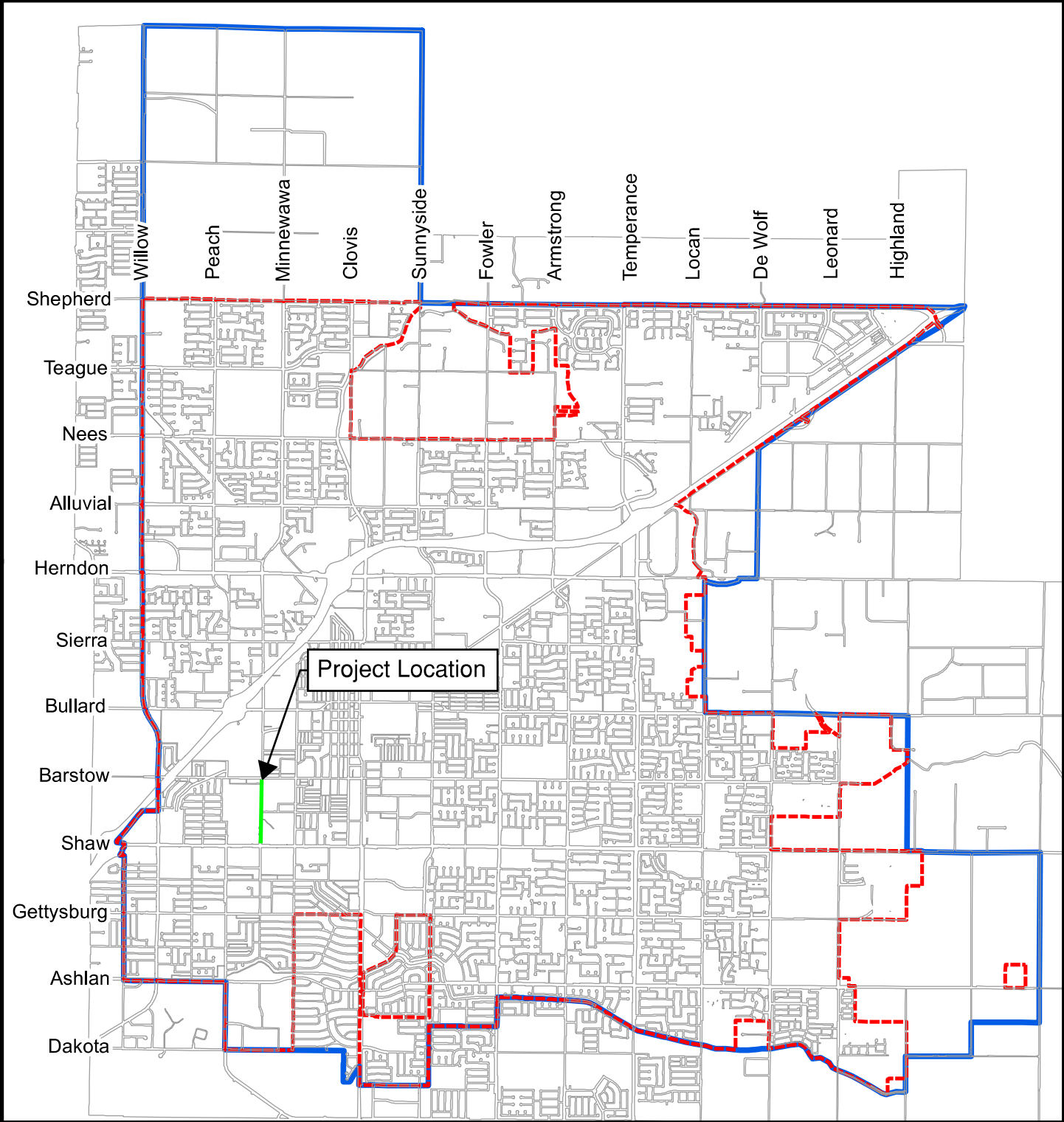
1. The Notice of Completion will be recorded; and
2. All retention funds will be released pursuant to Federal requirements and the Prompt Payment of Funds withheld to Subcontractors clause of the Local Assistance Procedures Manual.

Prepared by: Tatiana Partain, Management Analyst


Reviewed by: City Manager *AA*

VICINITY MAP

CIP 18-15 Villa Avenue Reconstruction - Barstow to Shaw



Attachment 1



 CITY LIMITS  SPHERE OF INFLUENCE



CITY *of* CLOVIS

REPORT TO THE CITY COUNCIL

TO: Mayor and City Council

FROM: Planning and Development Services

DATE: February 6, 2023

SUBJECT: Planning and Development Services – Approval – Final Acceptance for CIP 19-08, Traffic Signal Pedestrian Modifications.

ATTACHMENTS: 1. Vicinity Map

CONFLICT OF INTEREST

Councilmembers should consider recusal if a campaign contribution exceeding \$250 has been received from the project proponent (developer, applicant, agent, and/or participants) since January 1, 2023 (Government Code 84308).

RECOMMENDATION

For the City Council to accept the work performed as complete and to authorize the recording of the Notice of Completion.

EXECUTIVE SUMMARY

The project consisted of modifications to 28 signalized traffic intersections within the City of Clovis to upgrade the pedestrian signal equipment (see vicinity map). These intersections were selected because they did not have Accessible Pedestrian System (APS) equipment, and all are 100% within the operations and maintenance jurisdiction of the City of Clovis. The modifications consisted of upgrading the existing pedestrian push button stations with audible accessible pedestrian push button stations. In addition, the pedestrian signal indicators at each intersection were replaced with LED countdown pedestrian signal modules.

BACKGROUND

Bids were received on December 7, 2021, and the project was awarded by the City Council to the low bidder, St. Francis Electric, Inc. on January 10, 2022. The project was completed in accordance with the construction documents and the contractor has submitted a request for acceptance of the project.

FISCAL IMPACT

1.	Award	\$492,875.00
2.	Cost increases/decreases resulting from differences between estimated quantities used for award and actual quantities installed.	(\$175.00)
3.	Contract Change Orders	\$0.00

Final Contract Cost

\$492,700.00

This project was approved in the Community Investment Program 2022-23 fiscal year budget and was funded by both the street fund and Highway Safety Improvement Program (HSIP) grant funding.

REASON FOR RECOMMENDATION

The Public Utilities Department, the City Engineer, the Engineering Inspector, and the Project Engineer agree that the work performed by the contractor is in accordance with the project plans and specifications and has been deemed acceptable. The contractor, St. Francis Electric, Inc. requested final acceptance from the City Council.

ACTIONS FOLLOWING APPROVAL

1. The Notice of Completion will be recorded; and
2. All retention funds will be released pursuant to Federal requirements and the Prompt Payment of Funds withheld to Subcontractors clause of the Local Assistance Procedures Manual.

Prepared by: Tatiana Partain, Management Analyst

Reviewed by: City Manager *AA*

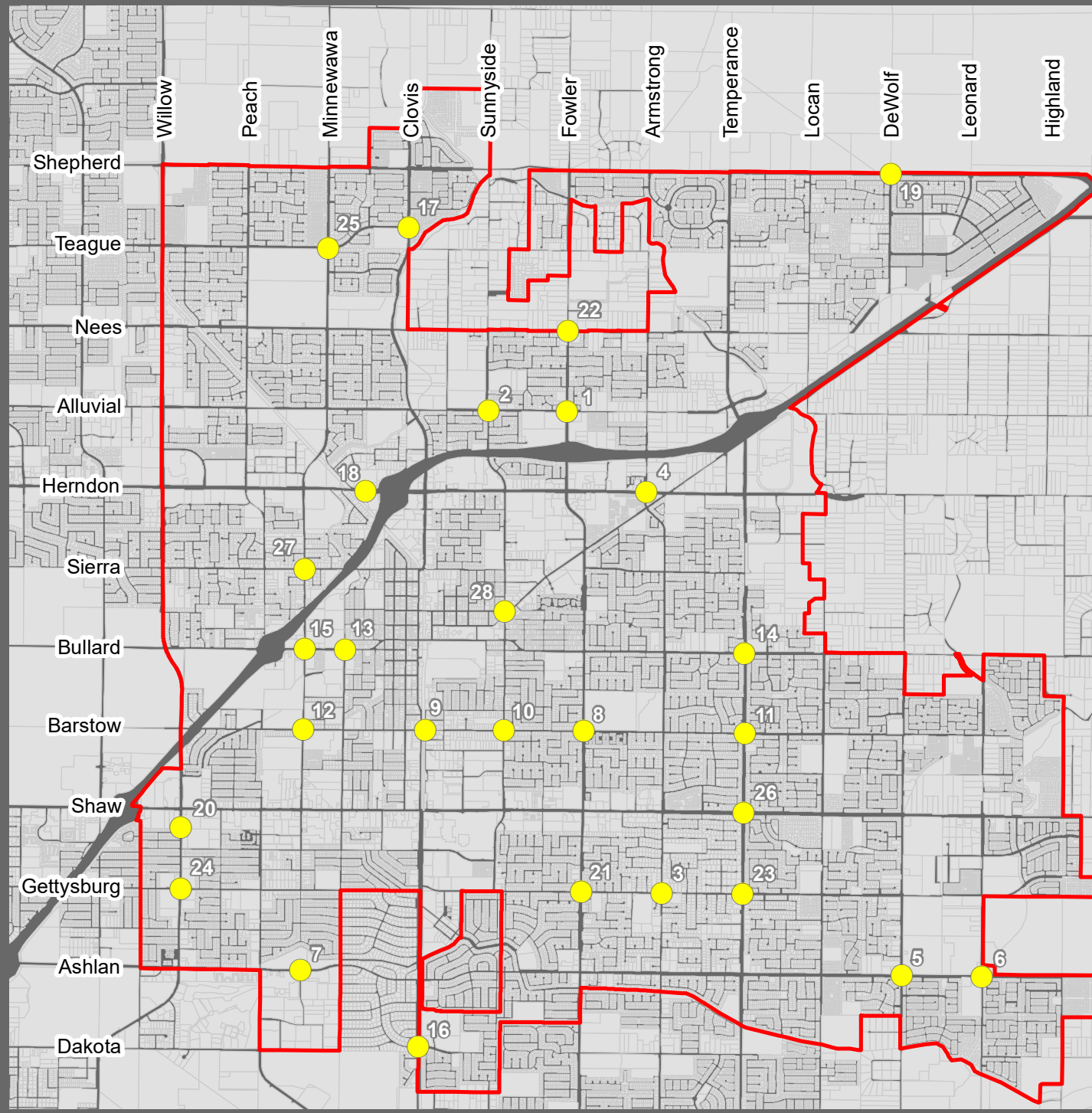




Cycle 9
Highway Safety Program (HSIP)
HSIPL-5208 (168)

Intersection/Location Map

Traffic Signal Pedestrian
Modification Upgrades

March 2021



-  Project Locations
-  Clovis City Limits





CITY *of* CLOVIS

REPORT TO THE CITY COUNCIL

TO: Mayor and City Council

FROM: Planning and Development Services Department

DATE: February 6, 2023

SUBJECT: Planning and Development Services – Approval – Bid Award for CIP 22-06 Test Hole at Reservoir T-10 Site; and Authorize the City Manager to execute the contract on behalf of the City with Strickland Enterprises, Inc. (doing business as Strickland Drilling) in the amount of \$178,023.21.

ATTACHMENTS: 1. Vicinity Map

CONFLICT OF INTEREST

Councilmembers should consider recusal if a campaign contribution exceeding \$250 has been received from the project proponent (developer, applicant, agent, and/or participants) since January 1, 2023 (Government Code 84308).

RECOMMENDATION

1. For the City Council to award a contract for CIP 22-06 Test Hole at the proposed Reservoir T-10 Site to Strickland Enterprises, Inc., dba Strickland Drilling, in the amount of \$178,023.21; and
2. For the City Council to authorize the City Manager to execute the contract on behalf of the City

EXECUTIVE SUMMARY

Staff is recommending that City Council authorize the City Manager to award and execute the contract to Strickland Enterprises, Inc., who staff negotiated a price with after the bid opening. There were no bid proposals received from the bid opening that took place on October 25, 2022. Public Contract Code Section 22038 allows the City to pursue quotes from vendors/contractors and negotiate a price if no bids are received. Staff reached out to four contractors and decided to move forward with Strickland Enterprises, Inc.

The work to be completed under this Contract shall consist of furnishing all permits, materials, labor, equipment, fuel, tools, transportation, services and incidentals for the drilling, soil sampling, and logging of a test hole, sieve analyses, construction, water sampling, zone testing, and test-hole abandonment in accordance with these specifications. Locations of the proposed wells lie within the City of Clovis sphere of influence and may include other jurisdictions. The

proposed future site of City Reservoir T-10 is in the southeast area of Willow and Behymer Avenues, on the property north of Derrel's Mini Storage. The actual depth of test-hole drilling shall be determined by the City's Geologist based on the results from the lithologic logging.

BACKGROUND

The following is a summary of the bid results of October 25, 2022:

BIDDERS	BASE BIDS
(No Bid)	\$0.00
ENGINEER'S ESTIMATE	\$183,500.00

The project was first advertised on October 3, 2022, but there were no bids received at the bid opening on October 25, 2022. Strickland Enterprises, Inc. was contacted and showed interests in performing the construction. Staff has validated the contractor's license status and completeness of required paperwork.

FISCAL IMPACT

This project is budgeted in the 2022-2023 Community Investment Program. The project is funded by the Water Capital – Enterprise fund through the City Community Investment Program.

REASON FOR RECOMMENDATION

Strickland Enterprises, Inc. is a responsible contractor. There are sufficient funds available for the anticipated cost of this project.

ACTIONS FOLLOWING APPROVAL

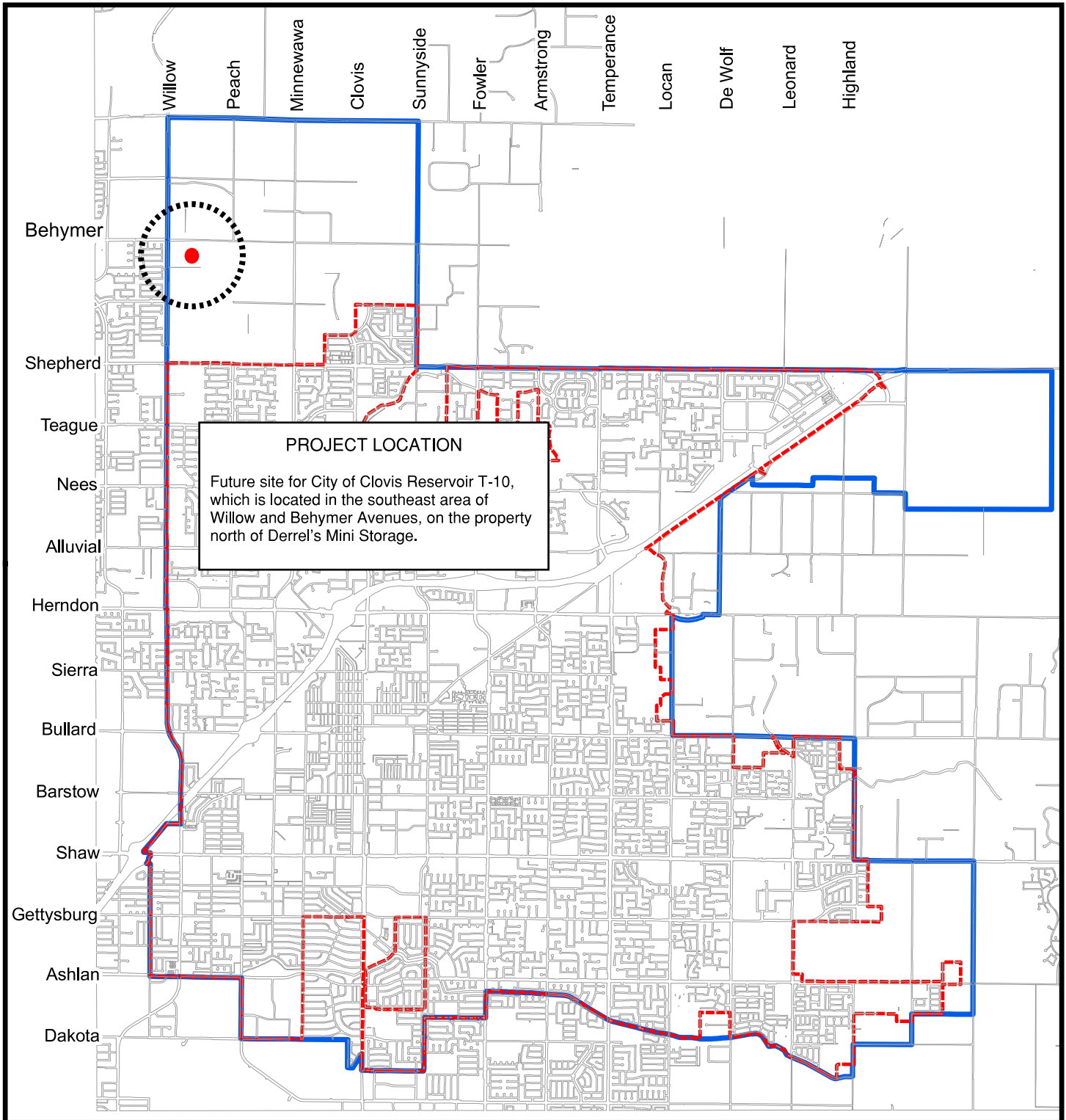
1. The contract will be prepared and executed, subject to the Contractor providing performance security that is satisfactory to the City.
2. Construction will begin approximately two (2) weeks after contract execution and shall be completed in forty (40) working days thereafter.

Prepared by: Thomas K. Cheng, Civil Engineer


Reviewed by: City Manager *AH*

VICINITY MAP

CIP 22-06 Test Hole at Reservoir T-10 Site



Attachment 1





CITY *of* CLOVIS

REPORT TO THE CITY COUNCIL

TO: Mayor and City Council

FROM: Planning and Development Services

DATE: February 6, 2023

SUBJECT: Planning and Development Services – Approval – Final Acceptance for CIP 21-03, Villa Avenue Street Improvements.

ATTACHMENTS: 1. Vicinity Map

CONFLICT OF INTEREST

Councilmembers should consider recusal if a campaign contribution exceeding \$250 has been received from the project proponent (developer, applicant, agent, and/or participants) since January 1, 2023 (Government Code 84308).

RECOMMENDATION

For the City Council to accept the work performed as complete and authorize the recording of the Notice of Completion.

EXECUTIVE SUMMARY

This project consisted of street improvements on Villa Avenue from Barstow to Bullard Avenue, approximately ± 0.5 miles. The work performed included pulverizing of asphalt, asphalt paving, replacement of concrete curb returns, adjustments of existing utility boxes, manholes and utility valve boxes to finish grades, replacements of traffic striping markings and signage, traffic signal modification, and reinstallation of traffic loop detectors.

BACKGROUND

The City Council pre-awarded this contract on August 1, 2021. Bids were received on August 16, 2022, and the lowest responsible bidder, Dave Christian Construction Company, Inc., was awarded the project. The project was completed in accordance with the construction documents and the contractor has submitted a request for acceptance of the project.

FISCAL IMPACT

1.	Award	\$690,763.00
2.	Cost increases/decreases resulting from differences between estimated quantities used for award and actual quantities installed.	\$ 25,464.40
3.	Contract Change Orders	\$3,868.17
	Final Contract Cost	<u>\$720,095.57</u>

The project was approved in the Community Investment Program 2022-2023 fiscal year budget and was funded by Surface Transportation Block Grant (STBG) funding.

REASON FOR RECOMMENDATION

The Public Utilities Department, the City Engineer, and the Engineering Inspector, and the Project Engineer agree that the work performed by the contractor is in accordance with the project plans and specifications and has been deemed acceptable. The contractor, Dave Christian Construction Company, Inc. requested final acceptance from the City Council.

ACTIONS FOLLOWING APPROVAL

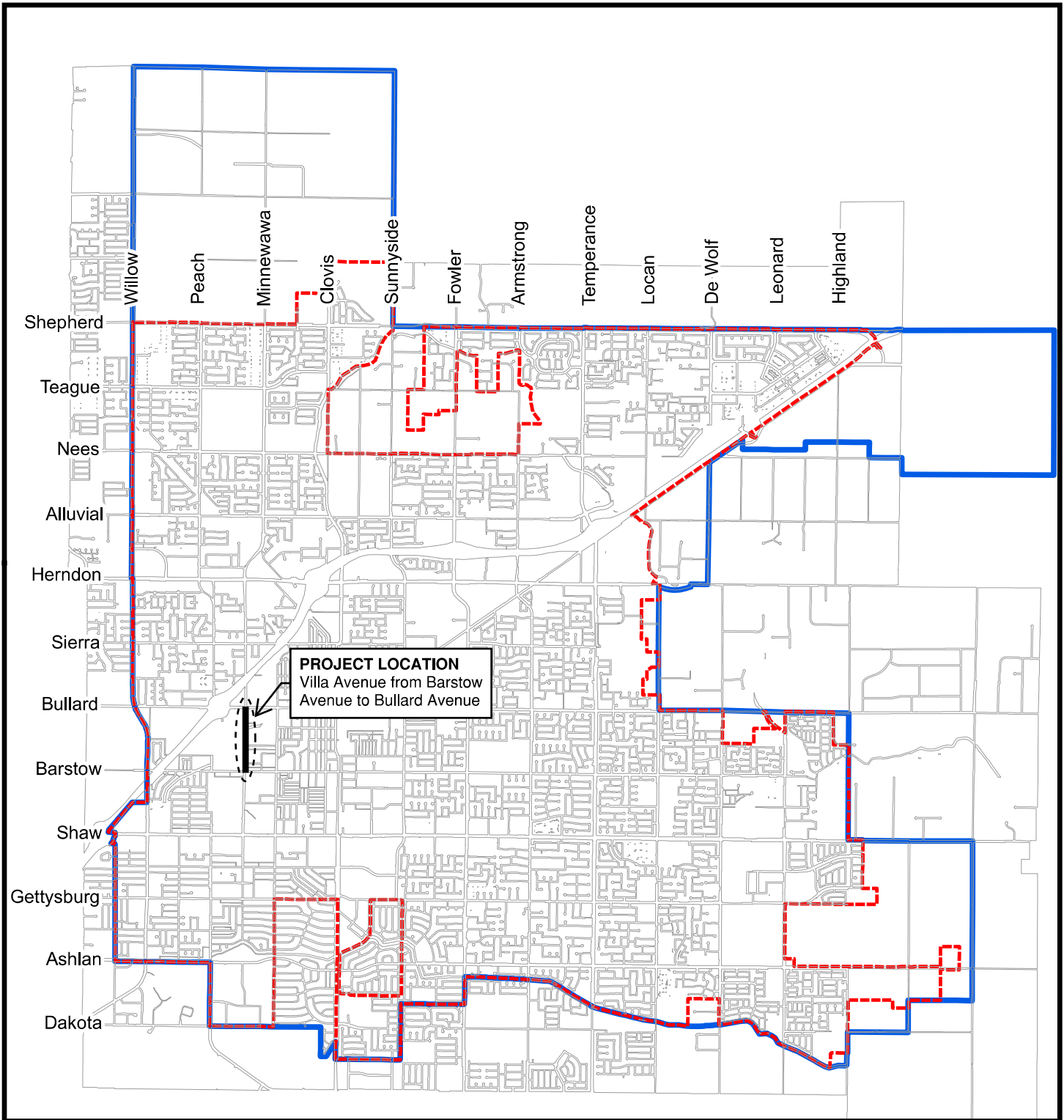
1. The Notice of Completion will be recorded; and
2. All retention funds will be released pursuant to Federal requirements and the Prompt Payment of Funds Withheld to Subcontractors clause of the Local Assistance Procedures Manual.

Prepared by: Tatiana Partain, Management Analyst

Reviewed by: City Manager *AT*

VICINITY MAP


CIP 21-03 Villa Avenue Acceptance



PROJECT LOCATION
 Villa Avenue from Barstow
 Avenue to Bullard Avenue



Attachment 1





CITY *of* CLOVIS

REPORT TO THE CITY COUNCIL

TO: Mayor and City Council
FROM: Administration Department
DATE: February 6, 2023
SUBJECT: Receive and File – Planning and Development Services Department Overview.

Staff: Renee Mathis, Planning and Development Services Director
Recommendation: Receive and File

ATTACHMENTS: 1. None.

Planning and Development Services Director Renee Mathis will provide a verbal presentation on this item.

Please direct questions to the City Manager's office at 559-324-2060.



CITY *of* CLOVIS

REPORT TO THE CITY COUNCIL

TO: Mayor and City Council

FROM: Planning and Development Services

DATE: February 6, 2023

SUBJECT: Consider – Discuss and provide feedback on community priorities as they relate to the Clovis General Plan and the potential initiation of a general plan update.

Staff: Dave Merchen, City Planner
Recommendation: Consider

ATTACHMENTS: None.

CONFLICT OF INTEREST

Councilmembers should consider recusal if a campaign contribution exceeding \$250 has been received from the project proponent (developer, applicant, agent, and/or participants) since January 1, 2023 (Government Code 84308).

RECOMMENDATION

Staff recommends that the Planning Commission and City Council consider the information provided by staff and the City's consultant on this project and provide feedback regarding the City's current general plan.

EXECUTIVE SUMMARY

The City is considering the initiation of a general plan update and hired the DeNovo Planning Group in May of 2022 to perform an initial review of the current General Plan before establishing a work plan and scope for a subsequent update. The purpose of this review is to evaluate the current General Plan against new legislative requirements as well as local goals and objectives and then develop a set of options, strategies, and recommendations that will inform the Council as it decides how to proceed. As part of the current work effort, input from a variety of local stakeholders is being collected. The discussion at the joint meeting will provide an opportunity for Commission and Councilmembers, as well as the public in attendance, to provide feedback on key topics, issues, and local priorities that should be addressed if a new general plan update is initiated. DeNovo will assemble the information described above into a report that will be presented to the Council this spring, at which time the Council may provide direction regarding the initiation of a new general plan update.

BACKGROUND

State law requires every city and county in California to prepare and maintain a planning document called a general plan. A general plan is a “constitution” or “blueprint” for the future physical development of a county or city. All future planning decisions and project approvals must be consistent with the general plan, including, but not limited to specific plans, subdivisions, public works projects, and zoning decisions.

A general plan has four defining features:

- **General.** As the name implies, a general plan provides general guidance for future land use, transportation, infrastructure, environmental, and resource decisions.
- **Comprehensive.** A general plan covers a wide range of social, economic, infrastructure, and natural resource issues. The City’s existing General Plan, which was adopted in 2014, includes the following elements: land use, economic development, circulation, housing, public facilities and services, environmental safety, open space & conservation, and air quality.
- **Long-Range.** A general plan provides guidance on achieving a long-range vision of the future for a city or county. To reach this envisioned future, the general plan includes goals and policies that address both near-term and long-term needs. The Clovis General Plan seeks to address the question: How can Clovis continue to grow and sustain the values that make it special?
- **Integrated and Coherent.** The goals and policies in a general plan must present a comprehensive, unified program for development and resource conservation. A general plan uses a consistent set of assumptions and projections to assess future demands for housing, employment, public services, and infrastructure. A general plan has a coherent set of policies that enables citizens to understand the vision of the general plan, and enables landowners, businesses, and industry to be more certain about how future planning decisions will be made and implemented.

The City of Clovis adopted its current General Plan in August 2014, which represented the first major update to the City’s General Plan since 1993. As part of the 2014 General Plan, the Clovis Development Code was also extensively updated. Although the existing General Plan is less than 10 years old, there have been several factors that have resulted in growing interest by City officials, the local Building Industry Association (BIA), and other stakeholders, to update the General Plan, such as those listed below.

- Changes to housing and transportation law;
- Housing density in relation to the Sixth Cycle Housing Element;
- Environmental and land use constraints;
- Increase in requests to expand the City’s sphere of influence;
- Increase in requests for general plan amendments;
- Water and infrastructure planning; and
- Redevelopment of aging shopping centers.

FISCAL IMPACT

In conjunction with the preparation of the 2014 General Plan, the Council established a funding mechanism for long-term or strategic planning efforts whereby a fee is collected on all building permits in proportion to the value of the building being constructed. Adequate funding is available through this revenue source to pay for the cost of the current work effort by DeNovo and for a subsequent general plan update if the Council chooses to initiate one.

REASON FOR RECOMMENDATION

Staff recommends that the Commission and Council discuss the information presented by staff and DeNovo and provide feedback as it deems appropriate. This feedback will be coalesced with the feedback received by other stakeholders and presented to the Council later this spring with an outline of potential options and recommendations on next steps.

ACTIONS FOLLOWING APPROVAL

A report summarizing the evaluation completed by DeNovo and outlining potential options and recommendations on next steps will be brought back to the Council later this spring.

Prepared by: Dave Merchen, City Planner

Reviewed by: City Manager *DM*